



PSI licensure:certification
<https://test-takers.psiexams.com/capha>

Before paying for
your examination registration,
be sure you understand
the contents of this bulletin.
Please retain and use it as a reference
when contacting PSI.

California State Board of Pharmacy California Practice Standards and Jurisprudence Examination for Pharmacists



CANDIDATE INFORMATION BULLETIN

CONTENT OUTLINE

Purpose	2	Important Information about Taking an Examination	8
Objectives of the Board	2	Taking the Examination by Computer	9
The Examination Process	2	Identification Screen	9
Examination Fee	2	Tutorial	9
Internet Registration and Scheduling	2	Test Question Screen	9
Telephone Registration and Scheduling	3	Pretest Items	9
Fax Registration and Scheduling	3	Examination Review	9
Standard Mail Registration and Scheduling	3	Administration of the CPJE	10
Canceling an Examination	3	Composition and Test-taking Strategies	10
Missed Appointment or Late Cancellation	3	Candidate Notice of Examination Completion	10
Examination Site Closing for Emergency	3	Examination Results	10
Social Security Confidentiality	3	Occupational Analysis	11
Exam Accommodations Available	4	Development of the CPJE	11
Examination Site Locations	4	Content Outline Overview	12
Reporting to the Examination Site	7	Content Outline	13
Required Identification at the Examination Site	7	Sample Questions	20
California Law Security Procedures	8	Examination Registration Form	End of Bulletin
PSI Security Procedures	8		

PURPOSE

This Candidate Information Bulletin provides candidates with important information regarding the California Practice Standards and Jurisprudence Examination for Pharmacists (CPJE), one of two examinations required for licensure as a pharmacist in California [the other is the North American Pharmacist Licensure Examination (or NAPLEX), which is administered by the National Association of Boards of Pharmacy (NABP)]. For information on the NAPLEX, go to www.nabp.net.

The board strongly recommends that candidates thoroughly read and study from this bulletin to prepare for the examination. This bulletin describes in detail what to expect upon arrival at the examination center. It also provides recommendations for study, information on the format of the examination and a practice test. It provides information about examination scores, and what to do after the results are received.

OBJECTIVES OF THE CALIFORNIA STATE BOARD OF PHARMACY

The California State Board of Pharmacy is a consumer protection agency. One way the board fulfills its consumer protection mandate is to assure that those licensed to practice pharmacy possess minimum competency. To this end, California law requires candidates to take the NAPLEX and a California-specific examination (California Business and Professions Code section 4200). You can obtain a copy of this code and other California pharmacy laws from the board's Web site. These examinations require candidates to demonstrate that they possess the minimum knowledge and abilities necessary to perform safely and effectively in independent pharmacy practice in the U.S. as well as in California.

Information about the NAPLEX must be obtained from the NABP (contact www.nabp.net), which prepares its own Registration Bulletin about the examination. The remainder of this bulletin will focus on the California-specific examination, the CPJE.

THE EXAMINATION PROCESS

Once a candidate is determined to be eligible, the California State Board of Pharmacy will notify the examination administration contractor, PSI licensure:certification (PSI). PSI will mail a scheduling notice indicating how the candidate may schedule an examination.

April 5
June 12
July 10
July 29
August 7
August 25
September 27
October 14
November 14
December 4

EXAMINATION REGISTRATION PAYMENT AND SCHEDULING PROCEDURES

Once you have been approved by the California State Board of Pharmacy, you are responsible for contacting PSI to register, pay, and schedule an appointment to take the examination. You may do so via the Internet at <https://test-takers.psiexams.com/capha>, or schedule over the telephone at (877) 392-6422, TTY (800) 735-2929.

Your examination eligibility expires and your application is deemed abandoned if your fail to take the CPJE within one year after being deemed eligible by the board. This is the date on the eligibility letter the board sends to you. When your eligibility expires, you will need to reapply to the board to be considered eligible to take the CPJE. To reapply, use the application for Pharmacist Licensure and Examination, which can be downloaded from the board's Web site.

Current policy allows one test attempt per application. If you do not pass the examination, you must reapply to the California State Board of Pharmacy.

The PSI examination centers are open for testing during normal working hours of 8:00 AM to 5:00 PM on the following approved testing administration dates.

2024
December 5

2025
February 3

FEE

The following fee table lists the applicable fee for the examination. The fee is for each registration, whether you are taking the examination for the first time or repeating.

Examination Fee	\$36.91
-----------------	---------

NOTE: REGISTRATION FEES ARE NOT REFUNDABLE OR TRANSFERABLE

INTERNET REGISTRATION AND SCHEDULING

For the fastest and most convenient test scheduling process, PSI recommends that candidates register for their exams using the Internet. In order to register over the Internet, candidates will need to have a valid credit card (VISA, MasterCard, American Express or Discover). Candidates may register online by accessing PSI's registration website at <https://test-takers.psiexams.com/capha>. Internet registration is available 24 hours a day. In order to register by Internet, complete the steps below:

1. Log onto PSI's website and select the link associated with the California examinations. Complete the associated registration form online and submit your information to PSI via the Internet.
2. Upon completion of the online registration form, you will be given the available exam dates and locations for scheduling your examination. Select your desired testing date and location.



TELEPHONE REGISTRATION AND SCHEDULING

For telephone registration, you will need a valid credit card (VISA, MasterCard, American Express or Discover).

1. Complete the Examination Registration Form, including your credit card number and expiration date, so that you will be prepared with all of the information needed to register by telephone.
2. PSI registrars are available at (877) 392-6422 Monday through Friday between 4:30 am and 7:00 pm, and Saturday-Sunday between 6:00 am and 2:30 pm, Pacific Time, to receive the information listed on your Examination Registration Form and to schedule your appointment for the examination.

FAX REGISTRATION AND SCHEDULING

For Fax registration, you will need a valid credit card (VISA, MasterCard, American Express or Discover).

1. Complete the Examination Registration Form, including your credit card number and expiration date. If your information is incomplete or incorrect, it will be returned for correction.
2. Fax the completed form to PSI (702) 932-2666. Fax registrations are accepted 24 hours a day.
3. Please allow 4 business days to process your Registration. Call PSI at (877) 392-6422, Monday through Friday between 4:30 am and 7:00 pm, or Saturday-Sunday between 6:00 am and 2:30 pm, Pacific Time. You may also schedule online by accessing PSI's registration website at <https://test-takers.psiexams.com/capha>.

STANDARD MAIL REGISTRATION AND SCHEDULING

To register by mail, follow the steps below:

1. Complete the PSI Examination Registration Form (found at the end of the bulletin)
2. Payment of fees may be made by credit card (VISA, MasterCard, American Express or Discover), money order, company check or cashier's check. Make your money order or check payable to PSI and print your social security number on it to ensure that your fees are properly assigned. **CASH AND PERSONAL CHECKS ARE NOT ACCEPTED.**

3. Mail the completed Registration Form and payment to:

PSI licensure:certification
ATTN: Examination Registration CA CPJE
18000 W 105th St
Olathe, KS 66061
(877) 392-6422 • Fax (702) 932-2666
<https://test-takers.psiexams.com/capha>

4. Please allow 2 weeks to process your Registration. After 2 weeks, you may schedule your by calling PSI at (877) 392-6422, Monday through Friday, between 4:30 am and 7:00 pm, or Saturday-Sunday between 6:00 am and 2:30 pm, Pacific Time. You may also schedule online by accessing PSI's registration website at <https://test-takers.psiexams.com/capha>.

CANCELING AN EXAMINATION APPOINTMENT

You may cancel and reschedule an examination appointment without forfeiting your fee *if your cancellation notice is received two (2) days prior to the scheduled examination date*. For example, for a 9:00 a.m. Monday appointment, the cancellation notice would need to be received before 9:00 a.m. on the previous Saturday. You may call PSI at (877) 392-6422.

Note: A voicemail or email message is not an acceptable form of cancellation. Please use the PSI Website or call PSI and speak directly to a Customer Service Representative.

MISSED APPOINTMENT OR LATE CANCELLATION

If you miss your appointment, you will not be able to take the examination as scheduled, further you will forfeit your examination fee, if:

- You do not cancel your appointment 2 days before the scheduled examination date;
- You do not appear for your examination appointment;
- You arrive after examination start time;
- You do not present proper identification when you arrive for the examination.

EXAMINATION SITE CLOSING FOR AN EMERGENCY

In the event that severe weather or another emergency forces the closure of an examination site on a scheduled examination date, your examination will be rescheduled. PSI personnel will attempt to contact you in this situation. However, you may check the status of your examination schedule by calling (877) 392-6422. Every effort will be made to reschedule your examination for the next test administration. You will not be penalized. You will be rescheduled at no additional charge.

SOCIAL SECURITY NUMBER CONFIDENTIALITY

PSI will use your social security number or individual tax identification number only as an identification number in maintaining your records and reporting your examination results to the state. A Federal law requires state agencies to collect and record the social security numbers and individual of all licensees/registrants of the professions licensed/registered by the state.



EXAM ACCOMMODATIONS AVAILABLE

Requests for exam accommodations must be received by the board at the time the examination application is submitted to the board to allow for processing. Accommodations that fundamentally alter the measurement of the skills or knowledge the examination is intended to test will not be provided.

REQUESTING EXAMINATION ACCOMMODATIONS

Accommodations will not be provided at the examination site unless prior approval by the board has been granted. Reasonable, appropriate, and effective accommodations may be requested from the board by submitting the "Request for Accommodation of Disabilities" package, which can be obtained from the board's Web site (www.pharmacy.ca.gov).

The board will contact you once approved with further instructions. Do not call PSI to schedule your examination until you have received written notification from the board regarding your request for accommodations.

EXAMINATION SITE LOCATIONS

[CLICK HERE FOR THE TEST SITE PHONE NUMBERS](#)

The California examinations are administered at the PSI examination centers in California as listed below:

AGOURA HILLS

30851 AGOURA RD SUITE 302

AGOURA HILLS, CA 91301

FROM THE EAST: TAKE US-101 N/VENTURA FWY WEST TO REYES ADOBE RD (EXIT 38). TURN LEFT ONTO REYES ADOBE RD. TURN RIGHT ONTO AGOURA RD. 30851 AGOURA RD IS ON THE RIGHT.

FROM THE WEST: TAKE US-101 S TO LINDERO CYN RD (EXIT 39). TURN RIGHT ONTO LINDERO CANYON RD. TURN LEFT ONTO AGOURA RD. 30851 AGOURA RD IS ON THE LEFT.

ATASCADERO

7305 MORRO RD, SUITE 201A

ATASCADERO, CA 93422

FROM US-101 N, TAKE THE CA-41 EXIT (EXIT 219) TOWARD MORRO RD. TURN LEFT ONTO EL CAMINO REAL. TURN LEFT ONTO CA-41/MORRO RD.

FROM US-101 S, TAKE THE MORRO RD/CA-41 EXIT (EXIT 219), TURN RIGHT ONTO CA-41/MORRO RD.

BAKERSFIELD

5405 STOCKDALE HIGHWAY

SUITE 103

BAKERSFIELD, CA 93309

FROM INTERSTATE 5-SOUTH, TAKE THE STOCKDALE HIGHWAY EXIT (EXIT 253). TURN RIGHT ONTO STOCKDALE HIGHWAY. END AT 5405 STOCKDALE HIGHWAY.

FROM INTERSTATE 5-NORTH TOWARD BAKERSFIELD, KEEP LEFT TO TAKE CALIFORNIA 99 NORTH VIA EXIT 221 TOWARD BAKERSFIELD/FRESNO. TAKE THE CALIFORNIA 58 EAST EXIT TOWARD TEHACHAPI/MOJAVE. TAKE THE EXIT ON THE LEFT TOWARD CALIFORNIA STATE UNIVERSITY/STOCKDALE HIGHWAY/BRUNDAGE LANE. TURN LEFT ONTO WIBLE ROAD, TURN SLIGHT LEFT ONTO STOCKDALE HIGHWAY. END AT 5405 STOCKDALE HIGHWAY.

CARSON

17420 S. AVALON BLVD, SUITE 205

CARSON, CA 90746

FROM CA-91 E/GARDENA FWY TAKE THE AVALON EXIT. OFF RAMP WILL

LEAD YOU ONTO ALBERTONI ST. MAKE A RIGHT ONTO AVALON BLVD AND WE ARE LOCATED ON THE RIGHT HANDSIDE (SAME PARKING LOT AS CARL'S JR).

FROM CA-91 W TAKE THE AVALON EXIT. MAKE A LEFT ONTO AVALON BLVD. MAKE A U-TURN ON AVALON BLVD AND ALBERTONI ST. WE ARE LOCATED ON THE RIGHT-HAND SIDE. (SAME PARKING LOT AS CARL'S JR).

DIAMOND BAR

21660 EAST COPLEY DR SUITE 215

DIAMOND BAR, CA 91765

FROM I-10 E, TAKE THE GRAND AVE EXIT (EXIT 38A). TURN RIGHT ONTO S GRAND AVE. TURN RIGHT ONTO GOLDEN SPRINGS DR. TURN LEFT ONTO COPLEY DR.

FROM 60 WEST, TAKE GRAND AVE EXIT (EXIT 24B).

TURN LEFT ONTO GRAND AVE. TURN RIGHT ONTO GOLDEN SPRINGS DR. TURN LEFT ONTO COPLEY DR. 21660 COPLEY DR, STE 260 IS ON THE LEFT.

EL MONTE - SANTA FE SPRINGS

10330 PIONEER BOULEVARD, SUITE 285

SANTA FE SPRINGS, CA 90670

FROM THE I-5 NORTH TAKE NORWALK BLVD (EXIT 121), TURN RIGHT ONTO NORWALK BLVD. TURN LEFT ONTO IMPERIAL HWY/CA-90. TURN RIGHT ONTO PIONEER BLVD, TESTING CENTER WILL BE ON YOUR RIGHT.

FRESNO

351 E. BARSTOW AVE, SUITE 101

FRESNO, CA 93710

FROM CA-41 S, TAKE THE BULLARD AVE EXIT. TURN LEFT ONTO E BULLARD AVE. TURN RIGHT ONTO N FRESNO ST. PASS THROUGH THE INTERSECTION OF FRESNO AND BASTOW AVE. TAKE THE FIRST DRIVEWAY ON THE RIGHT-HAND SIDE.

FROM CA-41 N, TAKE THE SHAW AVE EXIT TOWARD CLOVIS. TURN RIGHT ONTO E SHAW AVE. TURN LEFT ONTO N FRESNO ST. TURN LEFT INTO THE LAST DRIVEWAY BEFORE BARSTOW AVE. TESTING CENTER IS IN THE OFFICE COMPLEX ON THE SW CORNER OF BARSTOW AND FRESNO ST.

IRVINE

8 CORPORATE PARK, SUITE 200

IRVINE, CA 92606

FROM I-405 S - USE THE 2ND LANE FROM RIGHT TO TAKE EXIT 7 FOR JAMBOREE RD, THEN USE THE LEFT 2 LANES TO TURN LEFT ONTO JAMBOREE RD. GO ABOUT 1.5 MILES THEN TURN RIGHT ONTO BECKMAN AVE. TAKE THE FIRST RIGHT ONTO CORPORATE PARK. 8 CORPORATE PARK IS THE SECOND BUILDING ON THE RIGHT.

FROM I-5 S - TAKE EXIT 100 FOR JAMBOREE RD. USE THE 2ND FROM RIGHT LANE TO TURN RIGHT ONTO JAMBOREE RD. TAKE THE RAMP TO JAMBOREE RD THEN KEEP LEFT AT THE FORK TO CONTINUE ONTO JAMBOREE RD. GO ABOUT 2.2 MILES THEN TURN LEFT ONTO BECKMAN AVE. TAKE THE FIRST RIGHT ONTO CORPORATE PARK. 8 CORPORATE PARK IS THE SECOND BUILDING ON THE RIGHT.

ONCE PARKED, PROCEED THROUGH THE FRONT ENTRANCE AND TAKE THE ELEVATOR TO THE SECOND FLOOR. THE TEST CENTER IS IN SUITE 200.

LAWNDALE

THE BAYTOWER CORPORATE CENTER

15901 HAWTHORNE BLVD, SUITE 330

LAWNDALE, CA 90260

FROM I-5S, MERGE ONTO CA-110S, WHICH BECOMES I-110S. MERGE ONTO I-105W. TAKE THE I-405S/I-405N EXIT AND MERGE ONTO I-405S. TURN RIGHT ONTO INGLEWOOD AVE. TURN LEFT ONTO MANHATTAN BEACH BLVD. TURN RIGHT ONTO HAWTHORNE BLVD.

REDDING

2861 CHURN CREEK, UNIT C

REDDING, CA 96002

FROM I-5 S, TAKE THE CYPRESS AVENUE EXIT (677). TURN RIGHT ONTO E. CYPRESS AVE. TURN RIGHT ON CHURN CREEK RD.

FROM I-5 N TOWARDS SACRAMENTO, TAKE THE CYPRESS AVE EXIT



(677). TURN LEFT ONTO E. CYPRESS AVE. TURN RIGHT ONTO CHURN CREEK RD.

FROM 299 E TOWARDS REDDING, START GOING WEST ON CA-299. MERGE ONTO 1-5 S RAMP ON THE LEFT TOWARDS SACRAMENTO. TAKE THE CYPRESS AVE EXIT (677). TURN LEFT ONTO E. CYPRESS AVE. TURN RIGHT ONTO CHURN CREEK RD.

FROM 299 W TOWARDS REDDING. START GOING EAST ON CA-299 TOWARDS WEAVERVILLE/REDDING. FROM 299 EAST TURN RIGHT ONTO CA-273/CA-299 E/MARKET STREET. TURN LEFT ONTO CA-299-E. MERGE ONTO 1-5 S VIA EXIT 2A TOWARDS RED BLUFF/SACRAMENTO. TAKE THE CYPRESS AVE EXIT (677). TURN LEFT ONTO E. CYPRESS AVE. TURN RIGHT ONTO CHURN CREEK RD.

RIVERSIDE

7888 MISSION GROVE PARKWAY S., SUITE 130
RIVERSIDE, CA 92508

FROM THE CA-91W TOWARD RIVERSIDE/BEACH CITIES, TAKE THE CENTRAL AVENUE EXIT TOWARD MAGNOLIA CENTER. TURN LEFT ONTO CENTRAL AVE. CENTRAL AVE BECOMES ALESSANDRO BLVD. VEER TO THE RIGHT, THEN STAY STRAIGHT TO GO ONTO TRAUTWEIN RD (YOU WILL PASS COMMUNICATIONS CENTER DR). TURN LEFT ONTO MISSION GROVE PKY W.

FROM THE HIGH DESERT/SAN BERNARDINO AREA 215 S, WHERE THE 60 FWY, 91 FWY, AND THE 215 FWY SPLIT, TAKE 215S (SIGNS FOR THE 60 EAST INDIO). TAKE EXIT 27C FOR ALESSANDRO BLVD, TURN RIGHT ONTO E ALESSANDRO BLVD, TURN LEFT ONTO MISSION GROVE PKWY S.

SACRAMENTO

8950 CAL CENTER DR, SUITE 158
BUILDING TWO
SACRAMENTO, CA 95826

FROM US-50 E: USE THE RIGHT TWO LANES TO TAKE EXIT 11 FOR WATT AVE. USE THE RIGHT 2 LANES TO TURN RIGHT ONTO WATT AVE. USE THE LEFT LANE TO TURN LEFT AT THE FIRST CROSS STREET ONTO FOLSOM BLVD. USE THE LEFT TWO LANES TO TURN LEFT ONTO MANLOVE RD. TURN LEFT ONTO CAL CENTER DR. BUILDING 8950 WILL BE ON THE LEFT.

FROM US-50 W: USE THE RIGHT TWO LANES TO TAKE EXIT 11 FOR WATT AVE. USE THE LEFT 2 LANES TO TURN LEFT ONTO WATT AVE. USE THE LEFT LANE TO TURN LEFT AT THE FIRST CROSS STREET ONTO FOLSOM BLVD. USE THE LEFT TWO LANES TO TURN LEFT ONTO MANLOVE RD. TURN LEFT ONTO CAL CENTER DR. BUILDING 8950 WILL BE ON THE LEFT.

SAN DIEGO

5440 MOREHOUSE DRIVE, SUITE 2300
SAN DIEGO, CA 92121

FROM 1-805 S, TAKE THE SORRENTO VALLEY RD/MIRA MESA BLVD EXIT. TURN LEFT ONTO MIRA MESA BLVD, TURN LEFT ONTO SCRANTON ROAD. TURN RIGHT ONTO MOREHOUSE DRIVE.

FROM 1-805 N TOWARD LOS ANGELES, TAKE THE MIRA MESA BLVD/VISTA SORRENTO PKWY EXIT. TURN RIGHT ONTO MIRA MESA BLVD. TURN LEFT ONTO SCRANTON RD. TURN RIGHT ONTO MOREHOUSE DR.

ADDITIONAL PARKING CAN BE FOUND (ON TOP OF THE AT&T BUILDING) BY CONTINUING ON MOREHOUSE PAST OUR BUILDING AND TURNING LEFT AT THE NEXT DRIVEWAY UP THE HILL.

SAN FRANCISCO

150 EXECUTIVE PARK BLVD., STE 2400
SAN FRANCISCO, CA 94134

1-80 W BECOMES US-101 S. TAKE EXIT 429A TOWARD MONSTER PARK/TUNNEL AVE. TAKE THE RAMP TOWARD 3COM PARK. TURN RIGHT ONTO ALANNA RD. TURN LEFT ONTO EXECUTIVE PARK BLVD.

SANTA CLARA

2936 SCOTT BLVD
SANTA CLARA, CA 95054

FROM US-101 N, TAKE THE SAN TOMAS EXPWY/MONTAGUE EXPWY EXIT- EXIT 392. TAKE THE SAN TOMAS EXPWY RAMP. MERGE ONTO SAN TOMAS EXPY/CR-G4. TURN LEFT ONTO SCOTT BLVD.

FROM I-880 S TOWARD SAN JOSE, TAKE THE MONTAGUE EXPWY EXIT (7). TAKE THE MONTAGUE EXPWY WEST RAMP. MERGE ONTO MONTAGUE EXPY/CR-G4 E. TURN LEFT ONTO E TRIMBLE RD. E TRIMBLE RD BECOMES DE LA CRUZ BLVD. TURN SLIGHT RIGHT ONTO CENTRAL EXPY/CR-G6 W. TURN SLIGHT RIGHT ONTO SCOTT BLVD.

SANTA ROSA

160 WIKIUP DRIVE, SUITE 105
SANTA ROSA, CA 95403

FROM US-101 N, TAKE MARK WEST SPRINGS/RIVER ROAD EXIT. TURN RIGHT ON MARK WEST SPRINGS. TURN LEFT AT OLD REDWOOD HIGHWAY. TURN RIGHT ON WIKIUP DRIVE. FIRST DRIVEWAY ON RIGHT.

FROM US-101 S, TAKE MARK WEST SPRINGS/RIVER ROAD EXIT. TURN LEFT ON MARK WEST SPRINGS. TURN LEFT AT OLD REDWOOD HIGHWAY. TURN RIGHT ON WIKIUP DRIVE. FIRST DRIVEWAY ON RIGHT.

UNION CITY

32960 ALVARADO-NILES RD, SUITE 650
UNION CITY, CA 94587

FROM I-880 N - AT EXIT 23, TAKE RAMP RIGHT AND FOLLOW SIGNS FOR ALVARADO NILES RD. TURN RIGHT ONTO ALVARADO NILES RD. AFTER ABOUT A MILE, MAKE A U-TURN AT DOWE AVE. TAKE THE FIRST RIGHT INTO THE OFFICE PARK AND THEN TAKE THE FIRST LEFT ONCE ON THE PROPERTY. SUITE 650 WILL BE IN THE FIRST BUILDING ON YOUR RIGHT.

FROM 1880 S - AT EXIT 23, TAKE RAMP RIGHT AND FOLLOW SIGNS FOR ALVARADO NILES RD. TURN LEFT ONTO ALVARADO NILES RD. AFTER ABOUT A MILE, MAKE A U-TURN AT DOWE AVE. TAKE THE FIRST RIGHT INTO THE OFFICE PARK AND THEN TAKE THE FIRST LEFT ONCE ON THE PROPERTY. SUITE 650 WILL BE IN THE FIRST BUILDING ON YOUR RIGHT.

VENTURA

4245 MARKET ST, SUITE 208
VENTURA, CA 93003

FROM US-101N, TAKE THE TELEPHONE ROAD (EXIT 65). TURN LEFT ONTO TELEPHONE ROAD. TURN RIGHT ONTO MARKET STREET.

VISALIA

3400 W MINERAL KING AVE, SUITE D
VISALIA, CA 93291

FROM CA-99N, MERGE ONTO CA-198E VIA EXIT 96 TOWARD VISALIA/SEQUOIA NAT'L PARK. TAKE THE EXIT TOWARD DEMAREE STREET. MERGE ONTO W NOBLE AVENUE. TURN LEFT ONTO S COUNTY CENTER DRIVE. TAKE THE 1ST LEFT ONTO W MINERAL KING AVENUE.

WALNUT CREEK

175 LENNON LANE, SUITE 203
WALNUT CREEK, CA 94598

FROM 1-5N, KEEP LEFT TO TAKE 1-580W TOWARD TRACY/SAN FRANCISCO. MERGE ONTO 1-680N VIA EXIT 44B TOWARD SACRAMENTO/WALNUT CREEK/CONCORD. TAKE THE YGNACIO VALLEY ROAD EXIT AND TURN RIGHT. TURN LEFT ONTO LENNON LANE.

Following are out-of-state examination sites.

ALBUQUERQUE

2820 BROADBENT PARKWAY
SUITE E & F
ALBUQUERQUE, NM 87107

FROM I-40 W TAKE EXIT 159D, FOLLOW FRONTAGE RD. N TO MENAUL BLVD NE, MAKE A LEFT ONTO MENAUL BLVD NE, MAKE A RIGHT ONTO BROADBENT PKWY NE. BUILDING WILL BE ON THE RIGHT.

ATLANTA (MARIETTA)

2100 ROSWELL ROAD NE, SUITE 2128
MARIETTA, GA 30062

FROM I-75 NORTHBOUND, TAKE EXIT #263 - THE 120 LOOP, EAST TOWARD ROSWELL. DRIVE APPROXIMATELY 1.5 MILES (PAST POWERS FERRY AND LOWER ROSWELL ROADS) AND EXIT RIGHT TOWARD ROSWELL. MAKE A RIGHT AT THE LIGHT OFF OF THE EXIT AND ONTO ROSWELL ROAD. PAVILIONS AT EAST LAKE SHOPPING CENTER IS ½ MILE ON RIGHT.



FROM I-75 SOUTHBOUND, TAKE EXIT#265 - GA 120 LOOP/EAST. TURN LEFT ONTO NORTH MARIETTA PKWY. AFTER 1.4 MILES, TAKE THE RIGHT-SIDE OFF RAMP TO GA-3/ROSWELL/MARIETTA. TURN LEFT ONTO GA-120 EAST/ROSWELL RD. GO .3MILE TO PAVILIONS AT EAST LAKE SHOPPING CENTER. TURN RIGHT INTO SHOPPING CENTER. THE SITE IS LOCATED IN SUITE 2128 IN THE SAME SHOPPING CENTER AS KROGERS.

BRONX

34 MARCONI STREET, SUITE 210
BRONX, NY 10461

****PRESS IN THE CODE 26 TO ACCESS SUITE AFTER ARRIVAL AT BUILDING****

HEAD NORTH ON HUTCHINSON RIVER PKWY N. TAKE EXIT 3W FOR PELHAM PKWY W. MERGE ONTO BRONX AND PELHAM PKWY. USE THE RIGHT LANE TO TAKE THE HUTCHINSON PKWY S RAMP TO WHITESTONE BR QUEENS. MERGE ONTO HUTCHINSON RIVER PKWY S. TAKE EXIT 2 TOWARD WESTCHESTER AVE/E TREMONT AVE. TAKE A SLIGHT RIGHT TOWARDS WATERS PL. TURN RIGHT ONTO WATERS PL. TURN RIGHT ONTO MARCONI ST. THE OFFICE WILL BE ON YOUR LEFT.

ENTER THE FRONT ENTRANCE PRESS 26 TO ACCESS. AFTER ENTRANCE INTO BUILDING TAKE THE STAIRS OR ELEVATOR TO THE SECOND FLOOR. WE ARE IN SUITE 210. IF TAKING THE STAIRS, TAKE A LEFT ONCE YOU REACH THE SECOND FLOOR. THE OFFICE IS AT THE TOP OF THE RAMP. FROM THE ELEVATOR, TAKE 2 RIGHTS. THE OFFICE IS AT THE TOP OF THE RAMP.

CENTENNIAL

12150 E. BRIARWOOD AVE, SUITE 270
CENTENNIAL, CO 80112

EXIT I-25 AT ARAPAHOE ROAD. HEAD EAST ON ARAPAHOE (AWAY FROM THE MOUNTAINS) TO PEORIA (5 TRAFFIC LIGHTS). TURN RIGHT ON PEORIA AND LEFT ON BRIARWOOD.

CHARLOTTE

TYVOLA EXECUTIVE PARK 1
5701 WESTPARK DR, #101
CHARLOTTE, NC 28217

FROM I-77S TOWARDS COLUMBIA, EXIT TYVOLA ROAD (EXIT #5). TURN LEFT AT TYVOLA ROAD. MAKE A RIGHT AT WESTPARK DR. FROM I-77N, EXIT TYVOLA ROAD (EXIT #5). BEAR RIGHT AT TYVOLA ROAD. TURN RIGHT AT WESTPARK DR.

CHERRY HILL

901 LINCOLN DR W, SUITE 130
MARLTON, NJ 08053

FROM NJ-73 NORTH - TAKE THE RAMP ON THE ON THE RIGHT FOR NJ-73 NORTH AND HEAD TOWARDS NEW JERSEY TURPIKE/PALMYRA/TACONY. GO 1.6 MILES THEN BEAR RIGHT TO TURN ONTO LINCOLN DR EAST. TURN LEFT ONTO LINCOLN DR E, WHICH THEN TURNS INTO LINCOLN DR. AT THE LIGHT, GO STRAIGHT ONTO LINCOLN DR WEST.

CHICAGO

332 S. MICHIGAN AVENUE
SUITE 525
CHICAGO, IL 60604

TAKE US-41S WHICH BECOMES I-94E. TAKE THE W JACKSON BLVD EXIT (51F). TURN LEFT ON W JACKSON BLVD. TURN RIGHT ON S MICHIGAN AVE.

DALLAS

1701 N COLLINS BLVD, SUITE 130
RICHARDSON, TX 75080

FROM US-75 NORTH TAKE EXIT 26 ONTO N. CENTRAL EXPRESSWAY TOWARD COLLINS BLVD./CAMPBELL RD. TURN LEFT ONTO CAMPBELL RD. TURN LEFT ON COLLINS BLVD. BUILDING IS ON RIGHT.

HOUSTON (NORTHWEST)

9800 NORTHWEST FREEWAY
SUITE 200

HOUSTON, TX 77092

FROM HWY 290 DRIVING SOUTHEAST, MERGE ONTO LOOP 610 NORTH.

EXIT AT T.C.JESTER AND THEN U-TURN UNDER LOOP 610. STAY ON THE FEEDER ROAD, SHERATON HOTEL IS ON THE RIGHT AS THE ROAD CURVES RIGHT. TURN INTO THE PARKING LOT IMMEDIATELY AFTER THE SHERATON HOTEL AND BEFORE THE OFFICE BUILDING. CENTER IS ON THE 2ND FLOOR.

MILFORD

500 BIC DRIVE
SUITE 101
MILFORD, CT 06461

FROM HIGHWAY I-95 EXIT 35. GO TOWARD BIC DRIVE. GO .5 MILES TO 500 BIC DRIVE WHICH IS AT GATE 1 OF THE FORMER BIC COMPLEX. GO TO THE REAR OF THE LOT AND PARK. WALK DOWN THE HILL IN FRONT OF THE BUILDING AND ENTER THE FRONT DOOR. SIGNS WILL DIRECT YOU TO SUITE 101 (PSI).

NASHVILLE

THE OAKS
1102 KERMIT DRIVE, SUITE 101
NASHVILLE, TN 37217

FROM I-40 EAST: TAKE EXIT ONTO I-24 (EXIT 213-A). TAKE MURFREESBORO ROAD AT THE FIRST EXIT (EXIT 52). STAY IN THE RIGHT LANE ON THE RAMP, AS THE EXIT APPEARS WHILE YOU ARE STILL IN THE CURVE. ON MURFREESBORO, STAY IN THE LEFT LANE. YOU WILL PASS DAYS INN AND SUPER GIGANTE GROCERY ON YOUR RIGHT. TURN LEFT ONTO KERMIT DRIVE WHEN THERE IS A MCDONALDS ON YOUR RIGHT. PSI IS IN THE FIRST BUILDING ON YOUR LEFT.

FROM I-40 WEST: TAKE EXIT ONTO BRILEY PARKWAY, TURN LEFT ONTO BRILEY PWY. EXIT ONTO MURFREESBORO RD. STAY IN THE RIGHT LANE. TURN RIGHT ONTO KERMIT DRIVE. PSI IS IN THE FIRST BUILDING ON YOUR LEFT.

OLATHE

18000 W. 105TH ST.
CORPORATE RIDGE OFFICE PARK
OLATHE, KS 66061

FROM EAST - TAKE I-435 W TO K-10/LAWRENCE EXIT 1B. FROM K-10, EXIT AT RIDGEVIEW RD AND TURN LEFT. TAKE FIRST LEFT INTO OFFICE PARK. THE PSI OFFICE IS ON LEFT.

FROM NORTH - TAKE I-35 S TO I-435 W EXIT 222B, THEN TAKE K-10/LAWRENCE EXIT 1B. FROM K-10, EXIT AT RIDGEVIEW RD AND TURN LEFT. TAKE FIRST LEFT INTO OFFICE PARK. THE PSI OFFICE IS ON LEFT. FROM WEST OF I-35, TAKE I-435 S, THEN TAKE K-10/LAWRENCE EXIT 1B. FROM K-10, EXIT AT RIDGEVIEW RD AND TURN LEFT. TAKE FIRST LEFT INTO OFFICE PARK. THE PSI OFFICE IS ON LEFT.

FROM SOUTH - TAKE I-35 N TO I-435 W EXIT 222B, THEN TAKE K-10/LAWRENCE EXIT 1B. FROM K-10, EXIT AT RIDGEVIEW RD AND TURN LEFT. TAKE FIRST LEFT INTO OFFICE PARK. THE PSI OFFICE IS ON LEFT. FROM WEST - TAKE K-10/LAWRENCE EXIT 1B. FROM K-10, EXIT AT RIDGEVIEW RD AND TURN RIGHT. TAKE FIRST LEFT INTO OFFICE PARK. THE PSI OFFICE IS ON LEFT. PLEASE PARK IN THE SPOTS DESIGNATED FOR VISITORS/TESTERS AT THE FRONT OF THE BUILDING.

PHILADELPHIA

ONE BALA AVENUE, SUITE 310
BALA CYNWYD, PA 19004

FROM I-76 EXIT CITY LINE AVENUE. FOLLOW CITY LINE AVENUE SOUTH. THE BUILDING IS ON THE CORNER OF BALA AVENUE AND CITY LINE (NEXT TO THE BALA CYNWYD RAILROAD STATION). THIS IS NOT BALA PLAZA.

RICHMOND

MOOREFIELD VI BUILDING
620 MOOREFIELD PARK DRIVE
SUITE 205
RICHMOND, VA 23236

FROM I-64E, TAKE THE PARHAM RD EXIT AND TURN RIGHT. N PARHAM RD/VA-73 S BECOMES VA-150 S/CHIPPENHAM PKWY. MERGE ONTO VA-76 S/POWHITE PKWY. MERGE ONTO MIDLOTHIAN TURNPIKE WEST. TURN LEFT ON MOOREFIELD PARK DR.

SOUTHFIELD (DETROIT AREA)

2640 LAHSER ROAD, SUITE 150
SOUTHFIELD, MI 48033

FROM I-96 E MERGE ONTO I-696 E. THEN MERGE ONTO MI-10 S. TAKE THE LAHSER ROAD EXIT. KEEP LEFT AT THE FORK IN THE RAMP. TURN



LEFT ONTO NORTHWESTERN HWY. TURN RIGHT ONTO LAHSER ROAD.
YOU MAY ACCESS THE BUILDING FROM THE BACK USING THE NW DOOR.

SPRINGFIELD

1111 ELM STREET, SUITE 32A
WEST SPRINGFIELD, MA 01089
TAKE MASS PIKE (RT. 90). EXIT 4-WEST SPRINGFIELD/HOLYOKE. TURN
RIGHT ON WEST SPRINGFIELD/RT. 5 SOUTH. CONTINUE ON RT. 5
APPROXIMATELY TWO MILES. TURN RIGHT ON ELM ST.-IMMEDIATELY
AFTER SHOWCASE CINEMAS. OFFICE IS APPROXIMATELY 1/4 MILE ON THE
RIGHT.

TULSA

2840 E. 51ST STREET
BRITTANY SQUARE OFFICE PARK, SUITE 215
TULSA, OK 74105
FROM I-44 EAST - TAKE EXIT NUMBER 228 (HARVARD), STAY TO THE
RIGHT WHICH WILL BE WESTBOUND ON 51ST ST. IN ROUGHLY 1/2 MILE,
TURN LEFT ON DELAWARE CT. THE TEST CENTER IS IN THE FIRST
BUILDING ON THE LEFT MARKED "BRITTANY SQUARE OFFICE PARK".

ONCE INSIDE THE BUILDING, PROCEED TO THE 2ND FLOOR. THE TEST
CENTER IS IN SUITE 215.

VANCOUVER

11818 SE MILL PLAIN BLVD, STE 402
VANCOUVER, WA 98684
FROM I-205 N - TAKE EXIT 28A-B-C FOR MILL PLAIN BLVD TOWARD NE
112TH AVE AND USE THE RIGHT 2 LANES. KEEP RIGHT AT THE FORK TO
CONTINUE TO CONTINUE TO EXIT 28A AND FOLLOW THE SIGNS FOR
MILL PLAIN BLVD E. USE ANY LANE TO TURN RIGHT ONTO SE MILL
PLAIN BLVD. TAKE A LEFT ONTO NE 120TH AVE. TAKE THE FIRST LEFT
INTO CRESTWOOD BUSINESS PARK. THE PSI TEST CENTER IS LOCATED
IN BUILDING 4, SUITE 402, BETWEEN SACRED STONE HOLISTIC CENTER
AND REALTYONEGROUP.

WEST DES MOINES

1001 OFFICE PARK ROAD, SUITE 315
WEST DES MOINES, IA 50265
FROM I-235, EXIT 8TH ST/73RD ST AND PROCEED SOUTH. TURN RIGHT
ON OFFICE PARK ROAD. TURN RIGHT INTO THE DRIVEWAY.

WEST HARTFORD

1245 FARMINGTON AVENUE, SUITE 203
WEST HARTFORD CT.
FROM I-84 WEST, TAKE EXIT 40 TOWARD CT-71/NEW BRITAIN
AVE/CORBINS CORNER. TURN RIGHT ONTO RIDGEWOOD RD. TURN LEFT
ONTO WOOD PONT RD. TURN LEFT ONTO TUNXIS RD. TURN RIGHT
ONTO BROOKMOOR RD. TURN RIGHT ONTO BUENA VISTA RD. TURN
LEFT ONTO EVERETT AVE. TURN RIGHT ONTO FARMINGTON AVE.
DESTINATION IS ON THE RIGHT.

WILSONVILLE

25195 SW PARKWAY AVENUE, SUITE 105
WILSONVILLE, OR 97070
GOING SOUTH: OFF I5, TAKE EXIT 286 (ELLINGENS/BOONES FERRY RD).
TURN LEFT AND CROSS BACK OVER THE FREEWAY. TURN LEFT AT 2ND
SIGNAL LIGHT (PARKWAY AVE.) TURN INTO PARKWAY PLAZA PARKING
LOT (ACROSS THE STREET FROM SHRINER'S). WE ARE LOCATED IN THE
MAIN ENTRANCE FIRST DOOR ON THE RIGHT.

WHEATRIDGE

4891 INDEPENDENCE ST #220
WHEAT RIDGE, CO 80033
FROM I-70W, MERGE ONTO KIPLING ST/CO-391N. TURN RIGHT ONTO
W 49TH AVE. TAKE THE 1ST RIGHT ONTO INDEPENDENCE ST.

REPORTING TO THE EXAMINATION SITE

On the day of the examination, you must arrive at least 30 minutes prior to your scheduled appointment time. This allows time for check-in and identification verification and provides time to familiarize yourself with the examination process. If

you arrive late, you may not be admitted to the examination site and you may forfeit your examination registration fee. Once you have begun the examination registration process, you will not be allowed to leave the examination premises until you have completed the examination. Even though candidates will be thumb printed, you are still required to comply with any identification requirements established by the appropriate regulatory entity.

REQUIRED IDENTIFICATION AT EXAMINATION SITE

At the testing site you will be required to present two identifications that must match your full legal name of record with the board **IDENTICALLY** letter for letter (this includes middle name vs. middle initial). If your full name does not match identically on both identifications presented at the testing site, you will NOT be allowed to sit for the CPJE. Photocopies, temporary identifications and expired identifications will NOT be accepted. Please check your required identifications NOW to ensure both identifications match letter for letter. If your identifications do not match, the board encourages you to make the necessary changes NOW to ensure you have sufficient time to receive the correct identifications.

Required Identifications: **You cannot present two of the same types of identification at the testing site.** You must present **TWO** of the following NOT expired identifications listed below at the testing site and **ONE** of the identifications **MUST** contain a photo. There are NO exceptions.

- US State, Commonwealth, or Territory issued driver's license or identification card (**may only present one**)
- US government issued passport book or card (**may only present one**)
- US social security card (cannot be laminated)
- US military-issued identification
- National identity card (English only)

The name appearing on both of these identification cards must match exactly, letter for letter not including spacing or punctuation, the name used to register you for the CPJE (the name on the back of this bulletin), INCLUDING middle name versus use of an initial, and designations such as "Jr." or "III," etc.

If your identification cards do not match your name exactly as it appears on the notice of eligibility on the back of this bulletin, you need to correct this before scheduling and taking the CPJE. Information on the board's Web site provides additional guidance.

If you do not have appropriate identification with you when you arrive at the test center, you will not be admitted taking the examination, and PSI will consider this a missed appointment. If this occurs, you will need to pay another \$36.91 to reschedule another examination. If you have reported a name change to the board after your eligibility was transmitted to PSI, make certain the name on your identification matches PSI's record.

Please allow five business days from when you sent the change of name to the board and call PSI to confirm the change.

Failure to provide all of the required identification at the time of the examination without notifying PSI is considered a missed appointment, and you will not be able to take the examination.



CALIFORNIA LAW SECURITY PROCEDURES

Section 123 of the California Business and Professions Code states: It is a misdemeanor for any person to engage in any conduct which subverts or attempts to subvert any licensing examination or the administration of an examination, including, but not limited to:

- Conduct which violates the security of the examination materials;
- Removing from the examination room any examination materials without authorization;
- The unauthorized reproduction by any means of any portion of the actual licensing examination;
- Aiding by any means the unauthorized reproduction of any portion of the licensing examination;
- Paying or using professional or paid examination-takers for the purpose of reconstructing any portion of the licensing examination;
- Obtaining examination questions or other examination material, except by specific authorization either before, during, or after an examination; or
- Selling, distributing, buying, receiving, or having unauthorized possession of any portion of a future, current, or previously administered licensing examination.
- Communicating with any other examinee during the administration of a licensing examination.
- Copying answers from another examinee or permitting ones answers to be copied by another examinee.
- Having in one's possession during the administration of the licensing examination any books, equipment, notes, written or printed materials, or data of any kind, other than the examination materials distributed, or otherwise authorized to be in one's possession during the examination.
- Impersonating any examinee or having an impersonator take the licensing examination on one's behalf.

Note: Copying or communicating examination content is a violation of PSI security policy. Either one may result in the disqualification of examination results and may lead to legal action.

Nothing in this section shall preclude prosecution under authority provided for in any other provision of law. In addition to any other penalties, a person found guilty of violating this section, shall be liable for the actual damages sustained by the agency administering the examination not to exceed ten thousand dollars (\$10,000) and the costs of litigation.

PSI SECURITY PROCEDURES

The following security procedures will apply during the examination. The test is only two hours in length. You may bring virtually nothing into the testing room at the test facility. This includes:

- Personal belongings such as purses, wallets, watches, stopwatches, clocks, backpacks/briefcase, books, study notes, writing tools, cameras, tape recorders, pagers, palm pilots, calculators, cellular phones, or any other device used for duplication/copying purposes.
- No smoking, eating, or drinking will be allowed at the examination site.

If prohibited items are found during check-in, candidates must return these items to their vehicle or other place of safekeeping. Neither PSI nor the Department of Consumer

Affairs will be responsible for the items.

No guests, visitors or family members are allowed in the testing or reception areas. Failure to follow these procedures may result in disqualification of your examination.

IMPORTANT INFORMATION ABOUT TAKING AN EXAMINATION

1. All candidates will have their thumbprint taken during examination check-in. The thumb print must be matched after candidates return from a restroom break and any time the candidate leaves and returns to the test site after check-in.
2. The temperature in the testing room is maintained at a moderate level. Candidates are advised to layer clothing. Acceptable layered clothing includes lightweight shirts, sweaters, and pullovers without pockets or hoods. These items must be worn upon check-in, while you wait to enter the testing room, and during your initial seating for the examination. If the layered item is removed during the examination, you will be required to store it in the lobby while time continues to count down on your examination. Outerwear (coats, heavy jackets, vests, shawls, scarves, etc.) is not allowed in the testing rooms.
3. There are timing mechanisms available in the testing room and on the computer console to help candidates keep track of time during the test administration. Candidates are not permitted to bring watches or other timekeeping devices into the testing rooms.
4. Only one candidate will be allowed to take a restroom break at a time. Candidates are required to sign out when leaving and returning to the testing room. If a candidate's restroom break takes longer than 5 (five) minutes, a proctor will check on the candidate and will notify the applicable regulatory entity of the occurrence. The regulatory entity will investigate and take appropriate action.
5. The following is a non-exhaustive list of personal items that are not permitted in the testing rooms:

Purses	Briefcases/daypacks/luggage
Cellular phones	Pagers
Drinks (including water)	Food/candy/snacks/gum
Good luck items	Luggage
Calculators	Reading materials
Textbooks	Notes
Any recording device	Smart devices
Electronic devices	Headphones or earphones/earbuds
Personal pens or pencils	Therapeutic items
Cameras	Over-the-counter medication
Weapons	Fashion scarves
Hats/baseball caps/visors*	Sunglasses**
Bulky, large or noisy jewelry***	Prescription drugs****

**Headwear worn for religious purposes is subject to inspection.*

***Prescription and non-prescription eyeglasses may not be worn for the photo. Eyeglasses subject to inspection.*

****Jewelry that is allowed into the examination room is*



subject to inspection.

*****Drugs that are medically necessary during the pendency of the examination may be brought into the examination site, in a container bearing a proper prescription label with the name of the candidate and of the drug; any such medication is subject to examination by a proctor upon check-in.*

Examination proctors will have considerable discretion to refuse permission of clothing and/or items that compromise the integrity or security of the examination.

During the check-in process, all candidates will be asked if they possess any of the prohibited items and all candidates will be asked to empty their pockets. If prohibited items are found during check-in, candidates must return these items to their vehicle or other place of safekeeping. Neither PSI nor the Department of Consumer Affairs will be responsible for the items. Any candidate possessing prohibited items in the testing room will have his or her examination results invalidated, and PSI will notify the appropriate regulatory entity of the occurrence.

7. Shoes must be worn at all times and feet are not permitted on the chairs. Feet must remain on the floor during examinations.
8. Copying any portion of the examination content by any means or communicating examination content for the purpose of aiding its unauthorized reproduction, whether before, during, or after the examination, is a violation of PSI security policy and existing law. Either one may result in the disqualification or invalidation of examination results, the denial of your license, and may result in criminal prosecution.
9. If a candidate is asked by a proctor to step into the lobby during your examination, the proctor will suspend the candidate's examination, so all remaining test time will be retained.

Only candidates, and those individuals with prior regulatory entity approval, are allowed to be present in the testing sites.

If candidates require that an exception be made to ANY of the abovementioned security procedures, candidates must contact their regulatory entity PRIOR to the date of their examination. The regulatory entity must provide the exception to PSI. NO EXCEPTIONS WILL BE MADE ON THE DAY OF THE EXAMINATION

TAKING THE EXAMINATION BY COMPUTER

You will be directed to a semiprivate testing station to take the examination. When you are seated at the testing station, you will be prompted to confirm your name, identification number, and the examination for which you are registered.

TUTORIAL

Before you start your examination, an introductory tutorial is provided on the computer screen. The time you spend on this tutorial, up to 15 minutes, DOES NOT count as part of your examination time. Sample questions are included following the tutorial so that you may practice answering questions and reviewing your answers.

TEST QUESTION SCREEN

The "function bar" at the top of the test question provides mouse-click access to the features available while taking the examination.

One question appears on the screen at a time. During the examination, minutes remaining will be displayed at the top of the screen and updated as you record your answers.

PRETEST ITEMS

In addition to the number of questions per examination, a small number of fifteen "pretest" questions may be administered to candidates during the examinations. These questions will not be scored. The administration of such non-scored experimental questions is an essential step in developing future licensing examinations.

EXAMINATION REVIEW

PSI, in cooperation with the Board, will be continually evaluating the examinations being administered to ensure that the examinations accurately measure competency in the required knowledge areas. Comments may be entered by clicking the Comments link on the function bar of the test question screen.

Your comments regarding the questions and the examinations are welcomed. Although PSI does not respond to individuals regarding these comments, all substantive comments are reviewed. If a discrepancy is found during the comment review, PSI and the department may re-evaluate candidates' results and adjust them accordingly. This is the only review of the examination available to candidates.

ADMINISTRATION OF THE CPJE

COMPOSITION AND TEST-TAKING STRATEGIES

The board's CPJE is comprised of 90 multiple-choice questions, administered on a computer at designated test centers throughout the country.

You will have two hours to complete the examination. If you need to take a restroom break during the examination, you will not receive additional time to complete the test. Of the 90 multiple-choice questions on the examination, 75 questions are test questions that will be scored and 15 questions are pretest items. The 15 pretest questions will not affect your score. Pretesting questions allows the board to gather performance data and evaluate the questions before they become scoreable in a future examination. These pretest questions will be distributed throughout the examination, and will NOT be identified as pretest items.

NOTE: After answering a question, candidates must proceed to the next question. Candidates cannot later return to any question to change an answer. Candidates cannot review any of their answers on the exam.

All of the questions on the examination have been written and reviewed by the board's examination development committee. Each question is based on a job-related task and knowledge statement contained in the examination's Content Outline.

When taking the examination, you should remember the following two points:

- There is only one answer for each question.
- Since scores on the examination are based on the number of correct answers, there is no penalty for guessing. It is to your advantage to answer every question.

CANDIDATE NOTICE OF EXAM COMPLETION

After completing the examination, you will be provided with a "Candidate Notice of Examination Completion" examinee report letter, which serves as your receipt that you have completed the examination. The examinee report letter will contain your name, address, the date and location you took the examination and your picture. The board will be provided with a copy of this document.

EXAMINATION RESULTS

About 30 days after you take the CPJE examination, the board will mail your score to you at your address of record with the board. Please do not call the board's office, as results will not be given over the telephone.

If you pass the examination, and are eligible for licensure, the letter will advise you to pay the initial licensing fee, return your intern pharmacist and/or pharmacy technician permit and of any pending deficiencies in your requirements needed for licensure.

Periodically, there may be a delay in sending your score due to the Board performing a quality assurance assessment to ensure the appropriateness of the CPJE. Results are released only after validating that they are psychometrically sound pursuant to Business and Professions Code section 139. Please do not call the board's office, as results will not be given over the telephone.

If you fail the CPJE, the board will give you instructions for retaking this examination. You will be required to submit a retake application to the board as part of this process. If you fail the examination, you will be provided with a score report that will provide information about your performance on the three portions of the examination (Patient Medications, Patient Outcomes, and Pharmacy Operations - see the content outline). This report can help you study for future examinations.

As of January 1, 2018, candidates who fail to pass the CPJE may retake the CPJE after 45 days.

CALIFORNIA PRACTICE STANDARDS AND JURISPRUDENCE

EXAMINATION FOR PHARMACISTS

(CPJE)

The board's CPJE is comprised of 90 multiple-choice questions, administered by computers at designated test centers throughout the country.

California law (California Business and Professions Code section 4200.2) requires that the CPJE include items that demonstrate proficiency in patient-communication skills, aspects of pharmacy practice and the application of clinical knowledge that is not measured by NAPLEX and California law.

OCCUPATIONAL ANALYSIS

The development of any examination program involving licensure begins with an occupational analysis, which is a method for identifying the tasks performed in a profession or a job, and the knowledge, skills and abilities required to perform that job. The purpose is to describe the activities of the profession in sufficient detail to provide a basis for the development of a professional, job-related licensing examination. The Department of Consumer Affairs' Examination Validation Policy requires that an occupational analysis be performed every three to seven years.

The board completed its most recent job analysis of pharmacists in 2019-2021 with an implementation date of 2022. To do this, a job analysis advisory committee was appointed by the board to identify the activities and responsibilities of the California pharmacist and to develop the test specifications. All advisory committee members were also members of the board's examination development committee, who oversee development of the pharmacist examination. The diversity of this advisory group defined in terms of the actual behaviors that qualified reflective of the pharmacy profession.

The analysis began with a review of the existing detailed content outline for the pharmacist licensure examination, which had been developed during the last job analysis in 2014/2015. Additions and deletions were made to this list, which was developed into a questionnaire. Next the committee approved the rating scales that were used in the survey. Before distribution of the questionnaire to practitioners, a pilot study of a small group of California practicing pharmacists was conducted. The survey questionnaire was revised and finalized. The final survey questionnaire was distributed to a representative sample of California-residing licensed pharmacists according to a sample plan.

After the survey data was collected and analyzed, the board's examination development committee reviewed the results. They then developed the content of the new examination plan based on the task statements and knowledge areas determined by the surveyed pharmacists as critical to practice. Tasks that were included in the NAPLEX content outline were removed from the CPJE content outline (because they would be tested on the NAPLEX). The remaining tasks were blended into a new content outline for the CPJE. A copy of this content outline is provided in this bulletin.

DEVELOPMENT OF THE CPJE

ROLE OF THE EXAMINATION DEVELOPMENT COMMITTEE

The California State Board of Pharmacy, through its examination development committee, develops the CPJE. The committee is comprised of pharmacists from a cross section of professional practice. Exam development committee members are appointed by the board's president. The committee is led in examination development by a contracted psychometric consulting firm, which is hired for expertise in test development and validation and whose staff is educated and experienced in developing and analyzing occupational licensing examinations.

CRITERION-REFERENCED CUT SCORE FOR PASSING

To establish pass/fail standards for the California exam, a criterion-referenced passing score methodology is used. The intent of this methodology is to differentiate between a qualified and unqualified licensure candidate. The passing score is based on a minimum competence criterion that is defined in terms of the actual behaviors that qualified pharmacists would perform if they possessed the knowledge necessary to perform job activities.

During a criterion-referenced passing score procedure, the Competency Committee also considers other factors that would contribute to minimum competence such as prerequisite qualifications (e.g., education, training and experience), the difficulty of the issues addressed in each multiple-choice item, and public health and safety issues. By adopting a criterion-referenced passing score, the board applies the same minimum competence standards to all licensure candidates. Because each version of the examination may have subtle differences in difficulty, a statistical process called equating is used to determine the specific passing score for each version, providing safeguards to both the candidate and the public.

CONTENT OUTLINE OVERVIEW

The CPJE is comprised of multiple-choice questions that:

- Demonstrate the candidate's proficiency in patient communication skills.
- Examine aspects of contemporary standards of practice for pharmacists in California, including pharmacist care and the application of clinical knowledge to typical pharmacy practice situations that are not evaluated by the NAPLEX.
- Evaluate a candidate's knowledge of applicable state laws and regulations.

Applicants should review the content outline carefully to obtain a reasonable expectation of the different topics for which they will be responsible, and to identify areas for which focused review may be helpful.

Specific references you may want to use for study include California Pharmacy Law, prior issues of the board's newsletter, *The Script*; board-published monographs on drug therapy, *Health Notes*; and Community Pharmacy and

Hospital Outpatient Pharmacy Self-Assessment forms. You can obtain copies of board publications and forms at the board's Web site www.pharmacy.ca.gov. You can also purchase a Pharmacy Law handbook by using the directions on the Web site.

Questions are practice based and are often written in a format that presents a situation, and then asks the candidate to make an appropriate decision or determination based on law.

Examination preparation courses are not necessary for success in the examination and are not a substitute for education and experience. The board does not supply examination preparation providers with confidential exam material. Additionally, it is a violation of California law for candidates to provide information regarding examination content to anyone, and the board will take disciplinary action against anyone it finds has compromised the examination.

Business and Professions Code section 4200.2 provides: When developing the California Practice Standards and Jurisprudence Examination for Pharmacists, the board shall include all of the following: (a) Examination items to demonstrate the candidate's proficiency in patient communication skills. (b) Aspects of contemporary standards of practice for pharmacists in California, including, but not limited to, the provision of pharmacist care and the application of clinical knowledge to typical pharmacy practice situations that are not evaluated by the North American Pharmacy Licensure Examination.




California Board of Pharmacy Detailed Content Outline Effective June 1, 2022

1. PATIENT INFORMATION AND PRESCRIPTION EVALUATION: PRACTICE STANDARDS AND JURISPRUDENCE	TOTAL: 23
A. Collect, Organize, and Evaluate Information	
1. Obtain information from the patient/patient's representative for patient profile (e.g., diagnosis or desired therapeutic outcome, allergies, adverse drug reactions, medical & medication history)	
2. Obtain information from prescriber and/or health care professionals for patient profile (e.g., diagnosis or desired therapeutic outcome, allergies, adverse drug reactions, medical & medication history)	
3. Obtain information from the patient's medical record for patient profile (e.g., diagnosis or desired therapeutic outcome, allergies, adverse drug reactions, medical & medication history)	
4. Assess prescription/medication order for completeness, correctness, authenticity, and legality	
5. Assess prescription/medication order for appropriateness (e.g., drug selection, dosage, drug interactions, dosage form, delivery system)	
6. Evaluate the medical record/patient profile for any or all of the following: disease states, clinical condition, medication use, allergies, adverse drug reactions, disabilities, medical/surgical therapies, laboratory findings, physical assessments and/or diagnostic tests	
7. Perform physical assessment (e.g., vital signs/blood pressure measurement, observations of signs/symptoms)	
8. Perform health screening (e.g., blood glucose checks, diagnostic tests)	
9. Evaluate the pharmaceutical information needs of the patient/patient's representative	
B. Dispense Medications	
1. Determine the appropriate product(s) to be dispensed for a prescription/medication order	
2. Document preparation of medication in various dosage forms (e.g., compounding, repackaging)	
3. Meet the regulatory requirements associated with preparation and dispensing of controlled substances	
4. Verify label(s) for prescription containers	



California Board of Pharmacy Detailed Content Outline Effective June 1, 2022

5. Perform the final check for medications, products, preparations, or devices prior to dispensing
6. Use automated drug delivery systems
7. Administer immunizations
8. Administer medications and biologicals as ordered by a prescriber, per protocol, or scope of practice
9. Participate in compounding (sterile and non-sterile)
2. CLINICAL PRACTICE: PRACTICE STANDARDS AND JURISPRUDENCE
TOTAL: 27
A. Determine a Course of Action
1. Develop a therapeutic regimen for prescription medications (e.g., recommend alteration of prescribed drug regimen, select drug if necessary, perform medication therapy management)
2. Determine appropriateness of non-prescription medications as part of a treatment plan (e.g., product selection, duration of therapy)
3. Determine appropriateness of non-drug therapy as part of a treatment plan (e.g., self-care, lifestyle modification)
4. Collaborate with health care team and patient to determine goals of therapy and course of action
5. Assess changes in health status (e.g., onset of new disease states, changes in clinical condition)
6. Perform monitoring and therapeutic management activities
7. Manage drug therapy according to protocols or scope of practice
8. Use a formulary system (e.g., therapeutic conversions and interchanges, advising patients and prescribers, tier/formulary restrictions, insurance formularies, evaluation of products, guidelines)
9. Resolve problems that arise with patient's therapy (e.g., adverse drug reactions, drug interactions, non-adherence)
10. Make evidence-based pharmacotherapy decisions
11. Assess patient for immunization needs
12. Resolve problems with medication affordability (e.g., insurance coverage, patient assistance programs, manufacturer cost reduction program)
13. Perform medication reconciliation (including high-risk hospitalized patients)
14. Recommend/order necessary monitoring procedures (e.g., renal/hepatic function, glucose levels, EKG, drug levels)
15. Initiate pharmacist-provider therapies (e.g., immunization, hormonal contraceptives, smoking cessation, travel-related medications)
B. Educate Patients and Health Care Professionals
1. Assess the patient's/patient representative's understanding of health information (e.g., disease state, prevention, treatment plan)
2. Counsel patient/patient representative regarding prescription medication therapy and devices
3. Counsel patient/patient representative regarding nonprescription medication (OTC)

 <p>CALIFORNIA Board of Pharmacy</p>	<p>California Board of Pharmacy Detailed Content Outline Effective June 1, 2022</p>
<p>4. Counsel patient/patient representative regarding herbal/complementary/alternative therapies</p>	
<p>5. Counsel patient/patient representative regarding non-drug therapy (e.g., self-care, lifestyle modification)</p>	
<p>6. Counsel patient/patient representative regarding self-monitoring of therapy (e.g., devices, symptoms)</p>	
<p>7. Verify the patient's/patient representative's understanding of the information presented</p>	
<p>8. Educate health care professionals (e.g., precepting intern pharmacists and answer drug information questions from health care providers/students)</p>	
<p>9. Communicate results of monitoring to patient/patient's representative, prescriber, and/or other health care professionals</p>	
<p>10. Provide supplemental information as indicated (e.g., medication guides, CA pharmacist provided therapy)</p>	
3. PHARMACY OPERATIONS: PRACTICE STANDARDS AND JURISPRUDENCE	TOTAL 25
A. Pharmaceuticals, Devices and Supplies, and Inventory Control	
<p>1. Ensure quality specifications for pharmaceuticals, durable medical equipment, devices, and supplies (e.g., sourcing, track and trace, storage)</p>	
<p>2. Place orders for devices, supplies, and pharmaceuticals (including controlled substances)</p>	
<p>3. Maintain a record-keeping system of items purchased/received/returned in compliance with legal requirements(e.g., dangerous drugs, devices, supplies)</p>	
<p>4. Maintain a record of controlled substances ordered, received, stored, and removed from inventory</p>	
<p>5. Dispose of expired, returned, or recalled pharmaceuticals, durable medical equipment devices, supplies, and document actions taken</p>	
<p>6. Respond to changes in product availability (e.g., drug shortages, recalls)</p>	
<p>7. Prepare for and respond to emergency situations</p>	
<p>8. Design and implement policies to prevent theft and/or drug diversion</p>	
B. Perform Quality Assurance/Improvement	
<p>1. Assess competence of pharmacy personnel (e.g., pharmacists, technicians, interns, clerks)</p>	
<p>2. Ensure the accuracy of medication administration (e.g., infusion pump reports, barcode medication administration, device re-education)</p>	
<p>3. Participate in a system to monitor quality measures and improve patient outcomes (e.g., medication use evaluations, medication error reduction program)</p>	
<p>4. Participate in a system to monitor/improve medication use including quality assurance programs (e.g., opioid stewardship, standard ordersets, peer review, self-evaluation)</p>	
<p>5. Participate in a system for medication error prevention, assessment, and reporting (e.g., root cause analysis, National Patient Safety Goals, medication error reduction program)</p>	



CALIFORNIA
Board of Pharmacy

California Board of Pharmacy Detailed Content Outline Effective June 1, 2022

6. Participate in a system by which adverse drug reactions and interactions are prevented, documented, evaluated, and reported

C. Manage Operations, Human Resources and Information Systems

1. Monitor the practice site and/or service area for compliance with federal, state, and local laws, regulations, and professional standards/guidelines
2. Supervise the work of pharmacy personnel (on-site and remote)
3. Ensure the availability, control, and confidentiality of patient and prescription information (e.g., patient profiles, medication administration records)
4. Participate in the development of pharmacy policies and procedures, protocols, order sets, and/or therapeutic guidelines
5. Participate in the use of pharmacy information systems and technology (e.g., electronic health record, e-prescribing, automated drug dispensing systems, CURES)

Total: 75

OVERVIEW

Provided below are sample CPJE questions. Please note that the CPJE has a total of 90 multiple-choice questions, 75 of which are graded and 15 of which are not graded, as they are pre-test questions. Each multiple-choice question on the examination has four possible answers. Only one answer is correct. These examples are provided to familiarize you with the structure of some of the questions.

Each question is worth one point, and there is no penalty for guessing.

The board encourages you to review the Content Outline for the CPJE. The content outline describes the content areas and number of questions that will be used for each examination. You may find it helpful to prepare for the examination by using the content outline.

QUESTIONS

1. A pharmacist is dispensing new prescriptions for fosamprenavir, ritonavir, and Truvada®. In reviewing the patient's profile information, the pharmacist notes allergies to furosemide, glipizide, and Bactrim®. The pharmacist should call the physician to change

- A. Truvada® to Combivir®.
- B. fosamprenavir to saquinavir.
- C. Truvada® to Atripla®.
- D. fosamprenavir to tipranavir.

2. A pharmacist is reviewing a patient's medication profile prior to filling a new prescription for fentanyl transdermal patches. Which of the following presents a potential risk of interaction with fentanyl?

- A. nicotine transdermal patches
- B. carbamazepine 200 mg twice a day
- C. brimonidine eye drops in both eyes at bedtime
- D. finasteride 5 mg once daily

3. A 67-year-old man was started on ticlopidine 1 month ago for stroke prevention. The patient complains of recent fever, chills, and a sore throat. Which of the following is MOST appropriate for the pharmacist to ask the physician?

- A. "Has the patient had an INR check recently?"
- B. "Has the patient had a complete blood count done yet?"
- C. "Has the patient's diet changed over the past month?"
- D. "Has the patient had liver function tests within the past 2 weeks?"

4. Which of the following auxiliary labels belongs on a bottle of Vivotif Berna®?

- A. "Refrigerate."
- B. "For external use only."
- C. "Avoid sunlight."
- D. "Shake well."

5. A patient has just been counseled on the appropriate use of Niaspan®. Which of the following statements would confirm patient understanding of the purpose for taking this medication?

- A. "This medication will treat my high blood pressure and lower my risk of a stroke."
- B. "This medication will treat my high cholesterol and lower my risk of a heart attack."
- C. "This medication will treat my enlarged prostate and I won't have to get up at night to urinate."
- D. "This medication will help keep my mood stable and allow me to sleep better at night."

6. A patient presents a prescription for Prevacid®, but the pharmacy is out of this medication. Which of the following is MOST appropriate for the pharmacist to recommend to the physician as an alternative?

- A. pantoprazole
- B. aripiprazole
- C. sulfisoxazole
- D. mebendazole

7. Which of the following drugs require a pharmacist to include a medication guide when dispensing a prescription?

- 1. mefloquine
- 2. methocarbamol
- 3. digoxin
- 4. amiodarone

- A. 1 and 2 only
- B. 1 and 4 only
- C. 2 and 3 only
- D. 3 and 4 only

8. A 37-year-old patient with schizophrenia has been treated with clozapine 500 mg daily for the past 4 months. The patient has the following past CBC results:

	WBC	Neutrophils
June 30	10.1	7.3
June 22	10.7	7.4
June 16	6.5	3.5
June 9	6.3	3.4
June 2	6.7	3.8

On July 7, the patient's WBC is 7.2 and neutrophils are 4.3. The MOST appropriate recommendation for the pharmacist to make is to

- A. continue current therapy.
- B. discontinue therapy.
- C. hold therapy for 1 week and resume at 400 mg daily.
- D. repeat CBC and fill if WBC is greater than 8.

9. A patient with diabetes and hypertension is being managed by a pharmacist. Which of the following medications is MOST likely to cause a dry cough in this patient?

- A. doxazosin
- B. lisinopril
- C. hydralazine
- D. spironolactone

10. When counseling a patient receiving a new prescription for cyclobenzaprine, a pharmacist can verify that the patient understands the purpose of the medication if the patient states, "This medication will treat my

- A. infection."
- B. heartburn."
- C. blood pressure."
- D. back pain."

11. A patient presents the following prescription:

levofloxacin 750 mg PO q24 hours x 7 days

The patient is currently taking the following medications:

Pepcid AC® PRN
amlodipine 5 mg daily
Ovrette® daily
Coumadin® 3 mg daily

Which of the following recommendations is MOST appropriate for the pharmacist to make?

- A. Monitor for bruises and bleeding while taking levofloxacin.
- B. Continue to take Ovrette® and use backup contraception while taking levofloxacin.
- C. Monitor for muscle aches while taking levofloxacin.
- D. Discontinue Pepcid AC® use until completion of levofloxacin.

12. A pharmacy must retain a record of which of the following after obtaining fentanyl from a distributor?

- A. manufacturer DEA number
- B. packing slip
- C. invoice
- D. medication lot number

13. A patient comes into the pharmacy with a prescription for erythromycin. During consultation, the patient mentions that her new job in construction has made her allergies unbearable. The patient asks the pharmacist to call her physician for a new prescription for this condition. The physician asks for the pharmacist's recommendation. Which of the following antihistamines should be suggested for this patient?

- A. loratadine
- B. clemastine
- C. cetirizine
- D. diphenhydramine

14. A pharmacist is checking the accuracy of medications repackaged into unit dose form by a pharmacy technician. The medication that was to be repackaged is Monopril®. Which of the following medications should have been used?

- A. quinapril
- B. moexipril
- C. fosinopril
- D. benazepril

15. A new patient enrolling in an HIV adherence program is started on the following medications:

Reyataz® 300 mg PO QD
Norvir® 100 mg PO QD
Videx EC® 250 mg PO QD
Viread® 300 mg PO QD

The dosing regimen that the pharmacist should give the patient is

- A. Reyataz®, Norvir®, Videx EC®, and Viread® with breakfast.
- B. Reyataz®, Norvir®, Videx EC®, and Viread® at bedtime on an empty stomach.
- C. Reyataz®, Norvir®, and Viread® with breakfast, and Videx EC® at bedtime on an empty stomach.
- D. Videx EC® and Viread® with breakfast and Reyataz® and Norvir® at bedtime on an empty stomach.

16. A patient presents a prescription with a legible license number, but the doctor's name and signature are illegible. Which of the following is the MOST appropriate advice for the pharmacist to give the staff?

- A. Ask if the patient remembers the doctor's name.
- B. Tell the patient the prescription cannot be filled.
- C. Call the prescriber's telephone number printed on the prescription.
- D. Have the patient return the prescription to the doctor and ask for a legible name.

17. A patient calls a pharmacy for a refill of antihypertensive medication previously filled at a pharmacy that is no longer in business. The patient provides the pharmacy with the phone number of the previous owner who has kept the prescription files at his home. Which of the following is the MOST appropriate action for the pharmacy?

- A. Take the verbal prescription as a transfer order and fill the prescription.
- B. Verify the records are kept in a locked cabinet.
- C. Notify the Board of Pharmacy.
- D. Have the pharmacist fax the hard copy to the pharmacy.

18. A woman asks a community pharmacist for advice on treating a cut on her child's face. The pharmacist notices that the woman seems very impatient. The child appears fearful and has several large bruises on his face, forehead, neck, and arms. Which of the following actions should the pharmacist take?

- A. Advise the woman to take her child to a physician for evaluation and treatment.
- B. Suggest a topical antibiotic ointment be applied twice a day to the wound if it does not appear to need suturing.
- C. Report the encounter to the police department or county Child Protective Service Agency.
- D. Establish a medication profile for the child and record all non-prescription products that are recommended for use.

19. Which of the following options should the pharmacist recommend for a 72-year-old woman who usually takes 0.2 mg of levothyroxine by mouth daily, but who is currently intubated and on a ventilator?

- A. levothyroxine 100 mcg IV daily
- B. levothyroxine 200 mcg IV daily
- C. liothyronine 150 mcg IV daily
- D. liothyronine 200 mcg IV daily

20. A pharmacist is conducting a medication use evaluation (MUE) on epidural clonidine. Which of the following indicators would be the MOST APPROPRIATE to determine if the use of epidural clonidine has had a beneficial effect on patient outcomes?

- A. the number of patients who are diagnosed with hypertensive crisis
- B. the number of analgesic doses needed for breakthrough pain in cancer patients
- C. the amount of methadone needed by patients who are enrolled in methadone maintenance programs
- D. the number of patients who are smokers needing nicotine patches during admission

21. A pharmacy can dispense Ilaris™ after which of the following conditions have been met?

- A. An infectious disease physician has approved the patient's treatment regimen.
- B. The FDA has granted an orphan drug exemption to the pharmacy.
- C. The patient has been admitted into a general acute care hospital.
- D. The manufacturer designates the pharmacy as an authorized distributor.

22. A compounding pharmacist has received the following prescription for a 44-pound five-year-old child:

metronidazole oral suspension 50 mg/mL; give 6 mL twice daily for 10 days (Note: 30 mg/kg/day)

Which of the following is the MOST appropriate action for the pharmacist to take?

- a. Dispense as written.
- b. Contact the physician to change the dose.
- c. Contact the physician to change the frequency.
- d. Contact the physician since metronidazole is contraindicated with pediatric patients.

Answer Key

- | | | |
|-------|-------|-------|
| 1. B | 11. A | 21. D |
| 2. B | 12. C | 22. A |
| 3. B | 13. A | |
| 4. A | 14. C | |
| 5. B | 15. C | |
| 6. A | 16. C | |
| 7. B | 17. C | |
| 8. A | 18. C | |
| 9. B | 19. A | |
| 10. D | 20. B | |



Read the Candidate Information Bulletin before filling out this registration form. You must provide all information requested and submit the appropriate fee. PLEASE TYPE OR PRINT LEGIBLY. Registration forms that are incomplete, illegible, or not accompanied by the proper fee will be returned unprocessed. Registration fees are not refundable.

- When you have finished this form in its entirety, please mail the form, along with the appropriate fees, to the address below.

23


California State Board of Pharmacy
2720 Gateway Oaks Drive, Suite 100
Sacramento, CA 95833
(916) 518-3100
www.pharmacy.ca.gov



STATE OF CALIFORNIA NOTICE OF ELIGIBILITY

You are eligible to participate in the California Practice Standards and Jurisprudence Examination for Pharmacists (CPJE). Your address label contains important date information. In the upper left corner of the address label (above your name) is the date your application for examination was approved; following that is the date by which you must take your examination. You must take your examination by the date specified on the label, or you will need to reapply (see *Expiration of Examination Eligibility* in this bulletin). Note: Your name must IDENTICALLY MATCH LETTER FOR LETTER on the two required forms of identification you must bring to the testing site. For example, Pamela Sue Smith is NOT the same as Pamela S. Smith.

This bulletin is designed to provide you with information regarding examination procedures and content areas. To schedule your examination, please refer to the instructions in this bulletin.



Test Delivery **Platform** Transition - Board of Pharmacy

Transition to Enhanced Test Delivery Platform

Information about the Transition

We are pleased to share with you that we are transitioning to a new Test Delivery Platform, designed to enhance your testing experience. This transition is part of our ongoing commitment to provide you with state-of-the-art testing services and to support your success on test day.

We have carefully planned the transition to ensure that it is seamless and does not disrupt any previously scheduled tests. Our technical team is managing all aspects of the change, so you can continue to focus on your preparation without any concerns about the testing process.

Rest assured, any tests you have already booked are secure. The transition will not affect your scheduled dates or your ability to access past exam results. Everything is set to ensure that your preparation leads to success. Your current login credentials will remain active, and you'll continue to access your account as usual. There will be no changes in how you log in or how you view your testing history, making sure that your experience is consistent and familiar.

The next time you log in to take a test, you'll notice a new, user-friendly interface. We'll start you off with a simple tutorial that introduces you to the new features. This tutorial is designed to help you navigate the updated platform easily and is intended to enhance your overall test-taking experience. Please note that this tutorial will only be displayed once, but it is crafted to make your transition as smooth as possible.

Here is a quick look at the new exam interface:



Page 1 of 1

INDEX

What is the sum of 17 and 27?

- ☐ 44
- ☐ 10
- ☐ 22
- ☐ 37

ANSWER

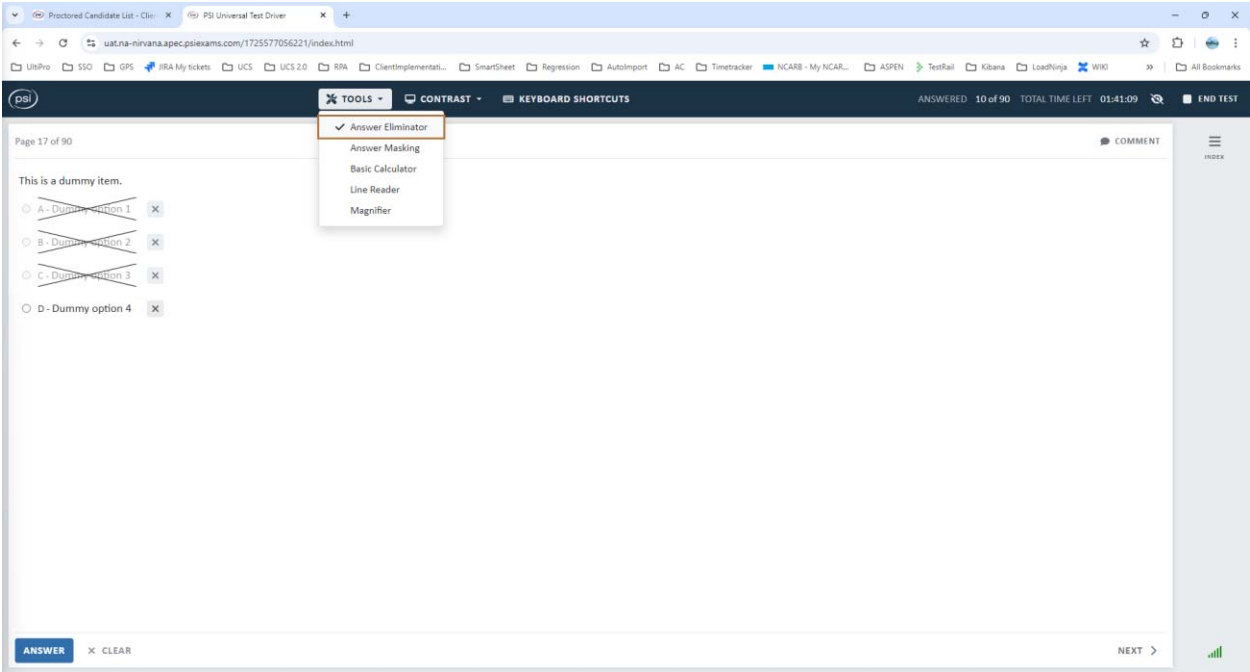
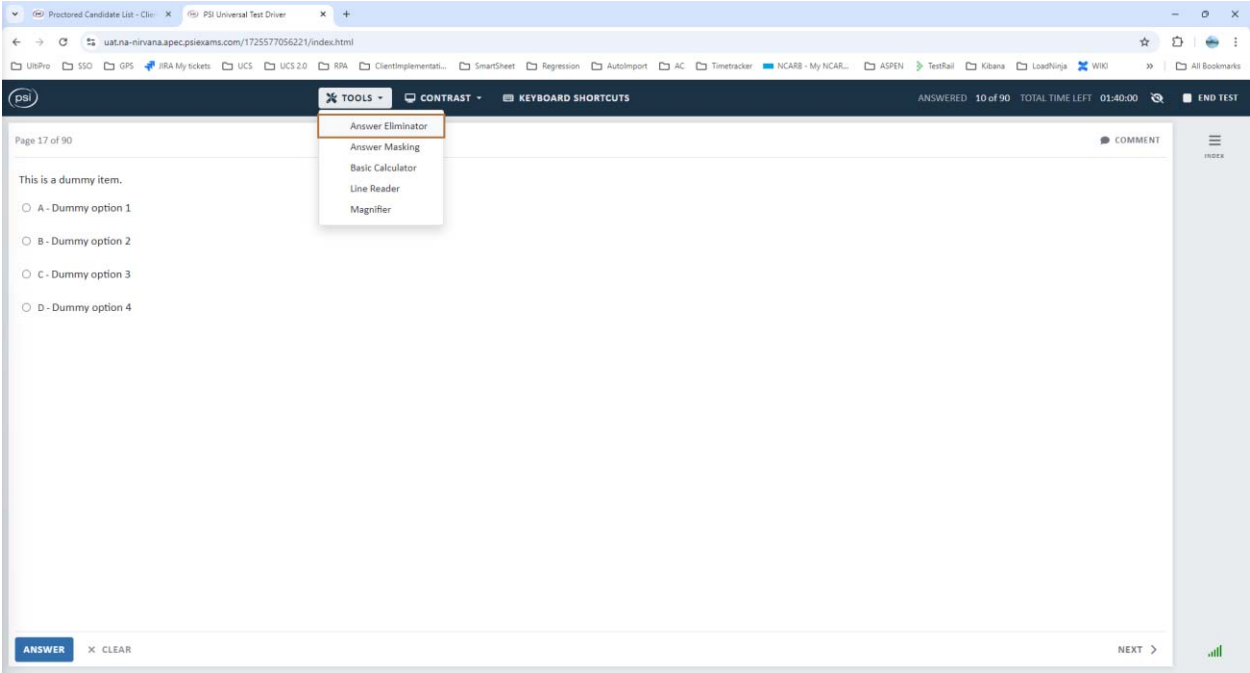
X CLEAR

NEXT >

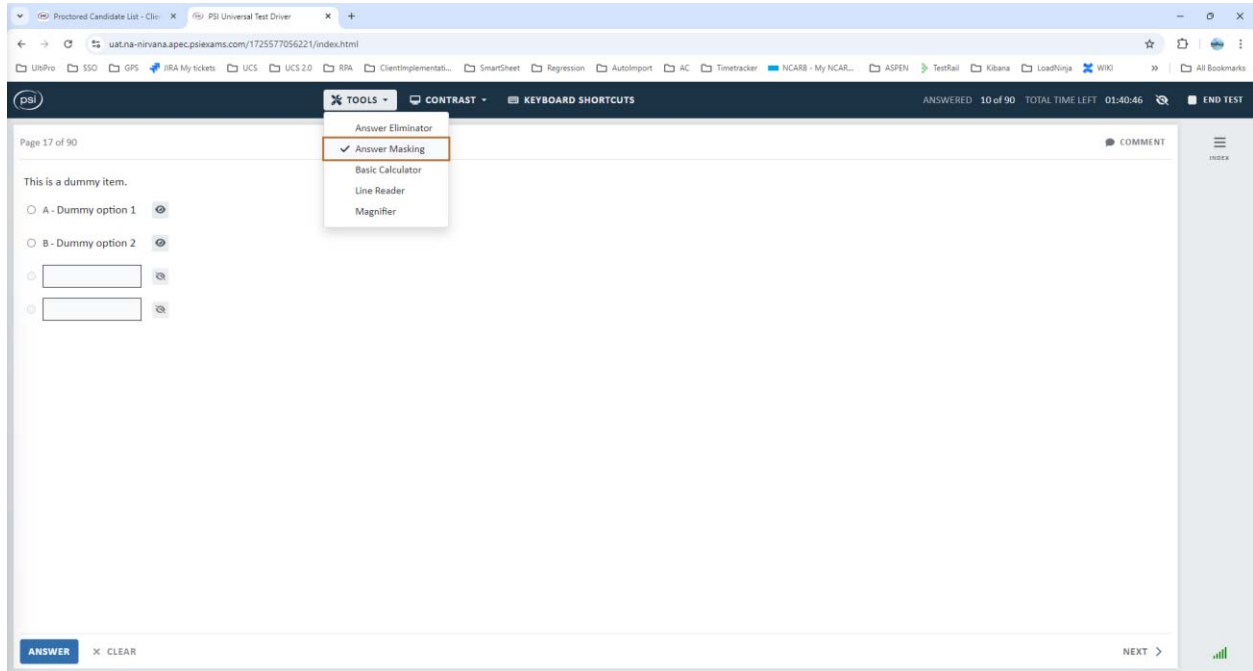


CA Pharmacy Exam - Tools

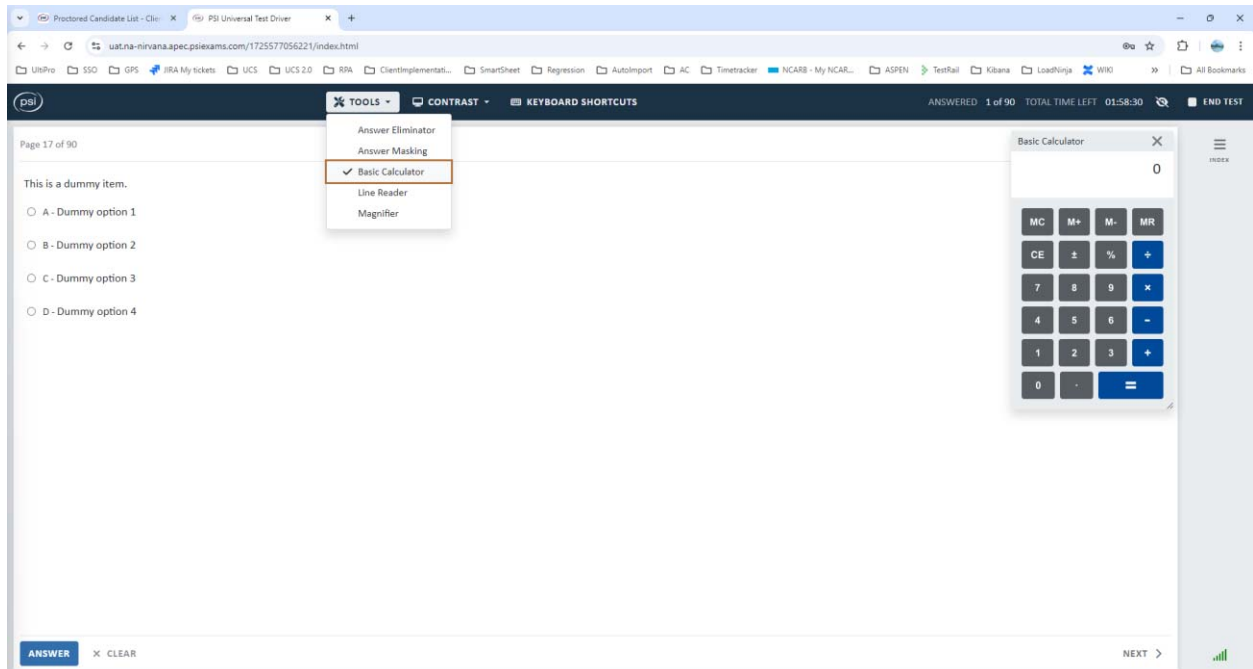
Answer Eliminator



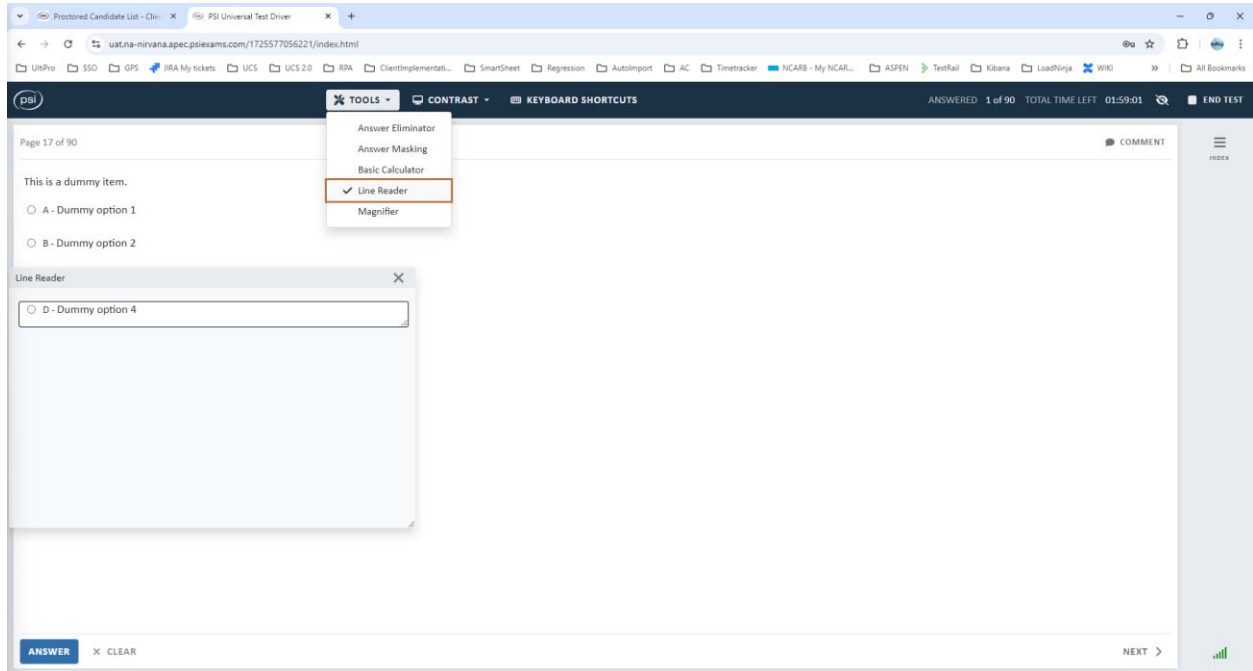
Answer Masking



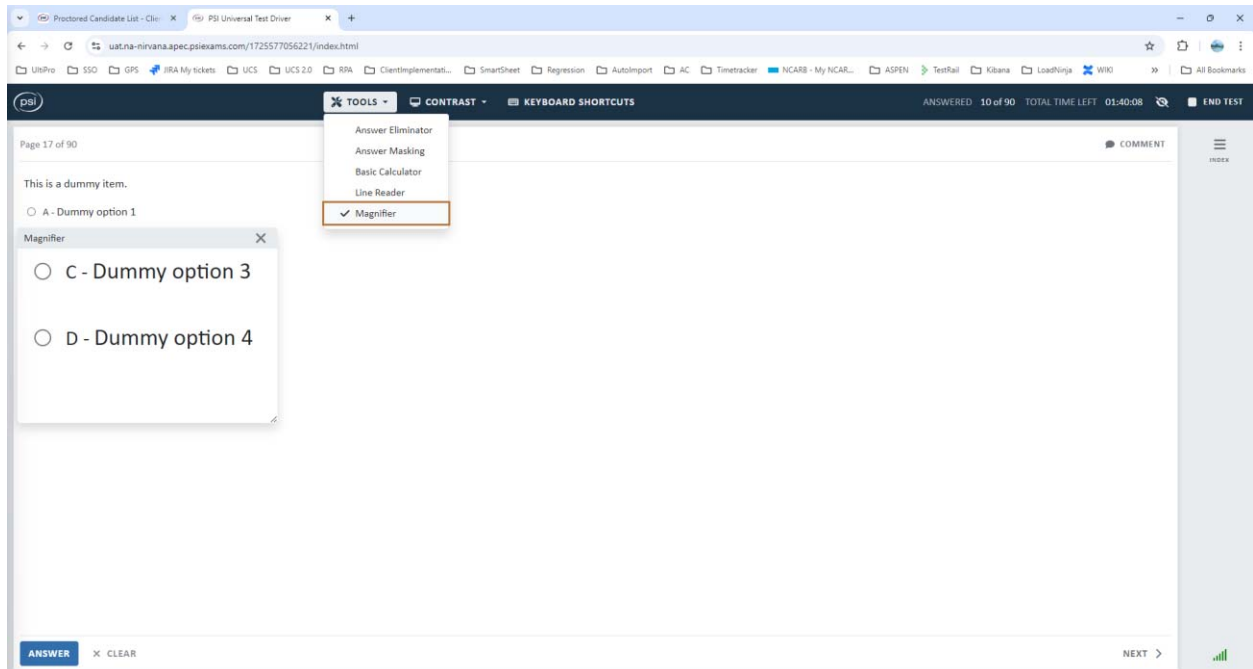
Calculator



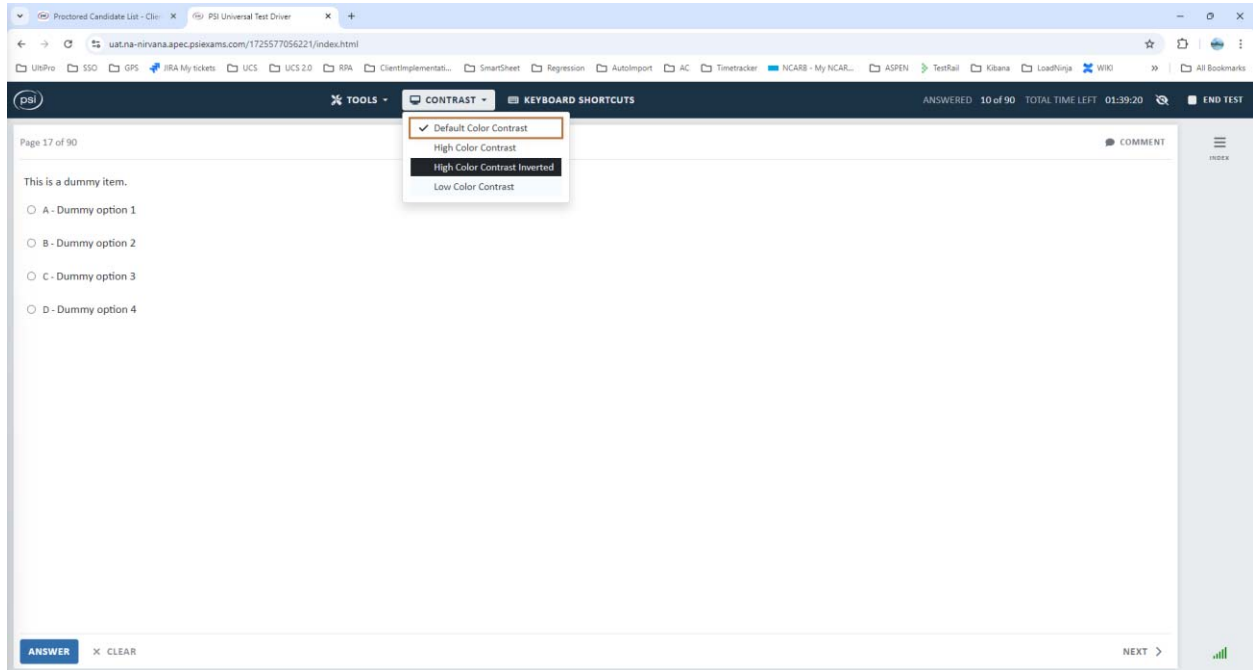
Line Reader



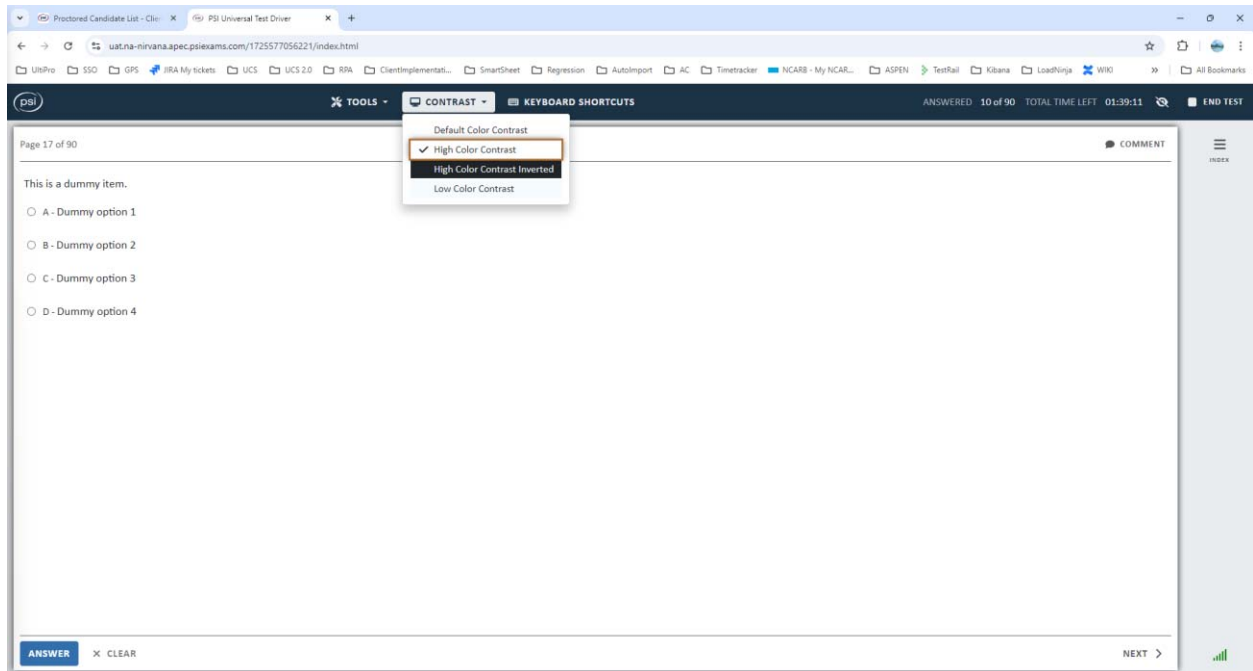
Magnifier



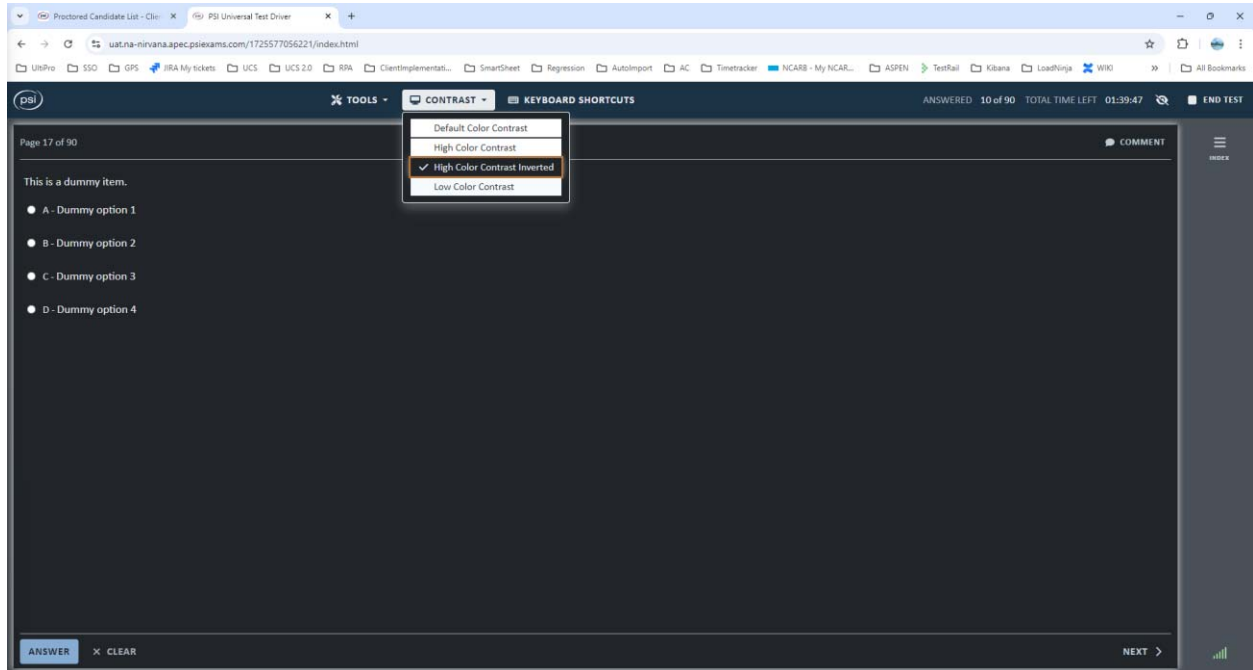
Default Color Contrast



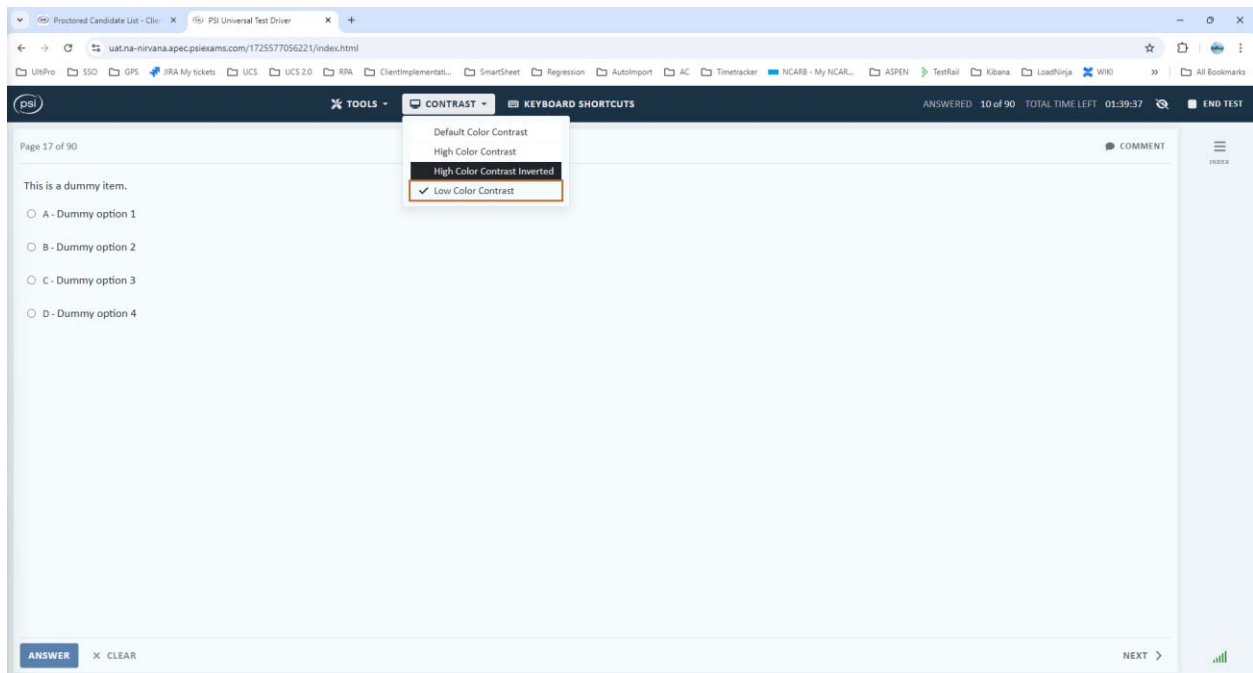
High Color Contrast



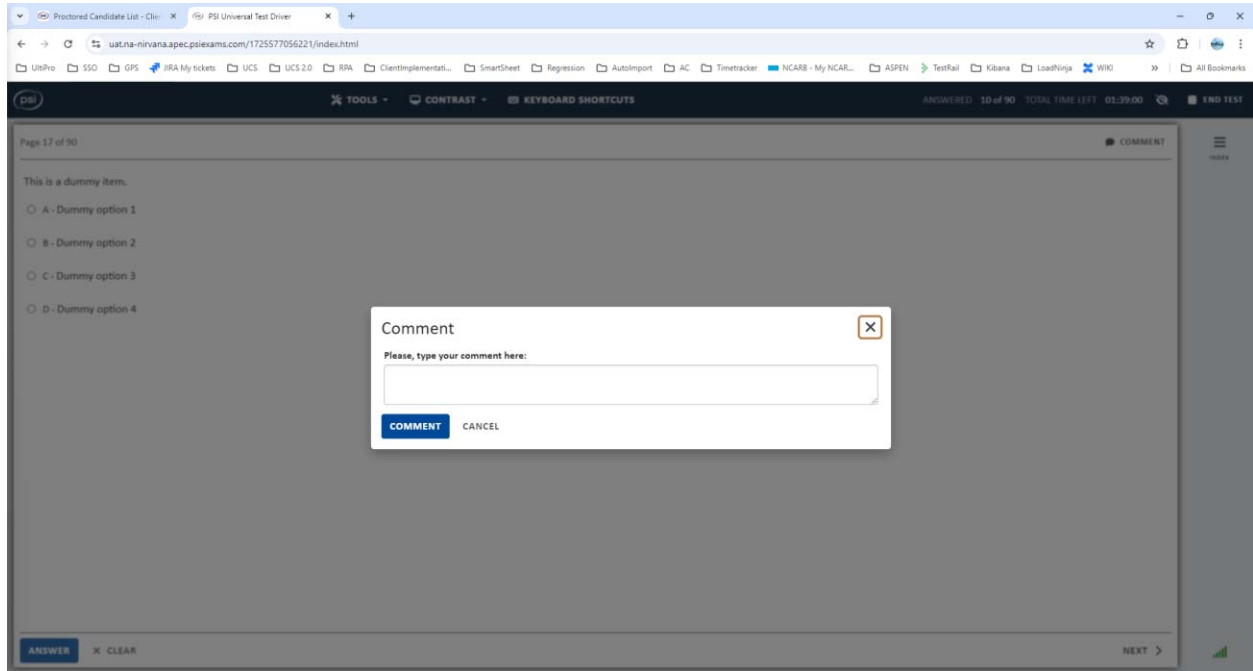
High Color Contrast Inverted



Low Color Contrast



Comment:



End Test Confirmation

