



**PSI Services LLC**

Phone: (855) 746-8170

E-mail: [examschedule@psionline.com](mailto:examschedule@psionline.com)

<https://test-takers.psiexams.com/orlacont>

# CANDIDATE INFORMATION BULLETIN

## OREGON LANDSCAPE CONSTRUCTION PROFESSIONAL EXAMINATION

### CONTENT OUTLINE

Examinations by PSI Services LLC.....	2	Reporting to the Examination Site .....	7
Types of Licenses.....	2	Required Identification at the Examination Site .....	7
Examination Sections .....	2	Security Procedures .....	7
Examination Payment and Scheduling .....	2	Taking the Examination by Computer.....	9
Online Scheduling .....	3	Tutorial .....	9
Telephone Scheduling .....	6	Examination Review.....	9
Canceling and Rescheduling an Examination .....	6	Score Reporting .....	9
Missed Appointment or Late Cancellation .....	6	Length Passing Scores are Valid .....	9
Exam Accommodations .....	6	Experimental Questions.....	9
Examination Site Closing for an Emergency .....	6	Examination Section Outlines and References.....	10
Examination Site Locations.....	7	Sample Questions .....	15

Be sure to review this entire Candidate Information Bulletin for complete information about the scheduling, testing and licensing processes. Please refer to our website to check for the most updated information at <https://test-takers.psiexams.com/orlacont>.

## EXAMINATIONS BY PSI

This Candidate Information Bulletin provides you with information about the written examination and application process for a Landscape Construction Professional licensee in the State of Oregon and the Owner/Managing Employee Examination.

The Landscape Contractors Board (Board) has contracted with PSI Services LLC (PSI) to conduct the written examination programs. PSI provides examinations through a network of computer examination centers in Oregon. PSI works closely with the Board to be certain that examinations meet requirements in basic principles and examination development standards.

### HOW TO OBTAIN A LANDSCAPE CONSTRUCTION PROFESSIONAL LICENSE

Apply online or print a paper copy of the application and submit it to the board. The online application and paper copy can both be found at: [www.oregon.gov/lcb](http://www.oregon.gov/lcb) or email [lcb.info@lcb.oregon.gov](mailto:lcb.info@lcb.oregon.gov).

When your application has been approved by the board, you will receive notification via email with information about where to find exam resource materials and how to schedule your exams.

If you are testing at a PSI test site, the exam references will be provided to you at the test site.

If you are testing remotely, you are responsible for purchasing and bringing your own references.

- You may purchase these references at [Oregon Landscape Contractors Board \(LCB\) : Exam : State of Oregon](#).
- No internet print outs or photocopies will be allowed.

### TYPES OF LICENSES

There are seven (7) types of landscape construction professional licenses currently offered:

- All Phases plus Backflow
- Standard
- Irrigation plus Backflow
- Planting
- Modified
- Probationary All Phase plus Backflow - all aspects of landscaping work including irrigation and backflow installation **but with restrictions**.
- Arborist

Beginning August 7, 2024, PSI will begin to offer the Oregon Landscape examinations online. This new online testing platform utilizes an environment that has a remote proctor using secure technology to observe the test taker using their own desktop, webcam video, and audio to confirm their identity. This allows the candidate to complete the required licensing examination in a controlled environment.

By providing the option to take your examination at one of our exam sites or utilizing the new online examination platform, we are confident that it will provide some relief of the limited availability, making it faster and more convenient to meet our candidates needs to obtain a license from the Board.

[Click here for a demo of testing from your own personal laptop or computer.](#)

## EXAMINATION SECTIONS

The exam sections for the landscape construction professional license are:

- Laws, Rules and Business Practices
- Plants & Turf
- Hardscaping
- Design, Grading and Drainage
- Irrigation
- Backflow

### REQUIRED SECTIONS TO BE PASSED TO OBTAIN A LANDSCAPE CONSTRUCTION PROFESSIONAL LICENSE

**All Phase** - Laws, Rules and Business Practices, Plants & Turf, Hardscaping, Design, Grading and Drainage, Irrigation and Backflow (6 Sections)

**Planting** - Laws, Rules and Business Practices, Plants & Turf, Design, Grading and Drainage (3 Sections)

**Standard** - Laws, Rules and Business Practices, Plants & Turf, Hardscaping, Design, Grading and Drainage (4 sections)

**Irrigation Only** - Laws, Rules and Business Practices, Irrigation and Backflow (3 sections)

**Modified** - Laws, Rules and Business Practices (1 Section)

**Probationary** - Laws, Rules and Business Practices, Plants & Turf, Hardscaping, Design, Grading and Drainage, Irrigation and Backflow (6 Sections within one year of the first sitting)

**Arborist** - Laws, Rules and Business Practices (1 Section)

## EXAMINATION PAYMENT AND SCHEDULING


### EXAMINATION FEES

\$75 for the first exam; and \$10 for each additional section, taken the same day. Example:	
Day 1	\$75 planting + \$10 design, grading & drainage = \$85
Day 2	\$75 planting + \$10 design, grading & drainage + \$10 laws, rules & business practices = \$95

ONLINE (<https://test-takers.psiexams.com/orlacont>)

For the **fastest and most convenient** examination scheduling process, register for your examinations online by accessing PSI's registration Website: [Click Here](#) or on the email confirmation you received from PSI.



1. Select Sign In/Create Account.



2. You will be prompted to **CREATE AN ACCOUNT** with PSI. Enter the **ORLA\_ID\_Number** for the ID.  
*The first and last name must match exactly with your current, valid, government-issued ID.*

<input type="text" value="ID *"/>	
<input type="text" value="First Name *"/>	<input type="text" value="Last Name *"/>
<input type="text" value="Middle Name"/>	<input type="text" value="Generation"/>
<input type="text" value="Email *"/>	
<input type="text" value="Password *"/>	<b>Your password must contain:</b> <ul style="list-style-type: none"><li>• At least one capital letter A-Z</li><li>• At least one lower case letter a-z</li><li>• At least one number 0-9</li><li>• At least one special character !@#V\$%V^&amp;V*</li><li>• At least 8 and up to 32 characters</li></ul>
<input type="text" value="Confirm Password *"/>	

3. Select your test format: (Test Center) or (Remote Proctored).

<b>Modality</b>	
 Site Proctored <b>SELECTED</b>	 Atlas Remote Proctored <b>SELECT</b>

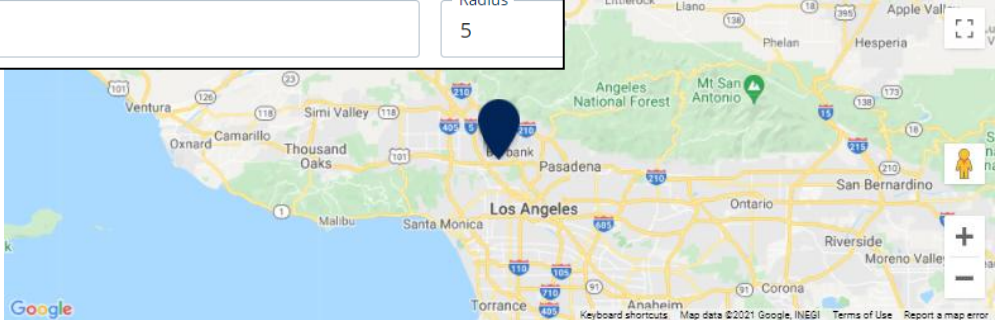
## Scheduling at a Test Center

1. Enter the "City or Postal Code" and select **FIND**.

**Search Test Center Location**

City, province, or postal code

Radius 5



2. Select a date and time to book an appointment.

### Choose a Date and Time

< **October 2021** >

Sun	Mon	Tue	Wed	Thu	Fri	Sat
					1	2
3	4	5	6	7	8	9
10	11	12	13	14	15	16
17	18	19	20	21	22	23
24	25	26	27	28	29	30
31						

Available  Selected

**Time slots available for October 08, 2021**

08:00 AM

01:30 PM

3. You are now ready to pay.

**Payment**

**Billing Address**

Address 1 \*

Address 2

Address 3

City \*

**Order Summary**

Commercial Contractor Practice Test

Mechanical Bus and Law \$100.00 USD

**Total Price**

**CONTINUE**

4. Once payment has been made you will receive a message confirming the test center, booked date, and booked time.

**Booking Confirmed!!** [Print Confirmation](#)

Email Address: asingla81@psionline.com Home Phone: 111224444 Office Phone: 2221112345

## Scheduling via Remote Proctor

1. Select a date and time to book an appointment.

### Choose a Date and Time

October 2021

Sun	Mon	Tue	Wed	Thu	Fri	Sat
					1	2
3	4	5	6	7	8	9
10	11	12	13	14	15	16
17	18	19	20	21	22	23
24	25	26	27	28	29	30
31						

○ Available ● Selected

Time slots available for October 08, 2021

- 08:00 AM
- 01:30 PM

2. You are now ready to pay.

Payment

Billing Address

Address 1 \*

Address 2

Address 3

City \*

Order Summary

Commercial Contractor Practice Test:  
Mechanical Bus and Law \$100.00 USD

Total Price

CONTINUE

3. Once payment has been made you will receive a message confirming the booked date and booked time. Please review the booking before selecting **CONFIRM**.

Review Booking:

Email Address: asingla81@psionline.com Home Phone: 111224444 Office Phone: 2221112345

📅 Wednesday, October 06, 2021

🕒 5:30 PM Pacific Time

Before taking your remote online proctored exam, please check system compatibility - click [HERE](#)

By continuing, you agree to The Company's [Conditions of Use And Privacy Notice](#).

CONFIRM

4. Your booking will now display in your account. You will be able to LAUNCH your test within 30 minutes of your booked test time.

**IMPORTANT: BE SURE TO CHECK THE COMPATIBILITY OF YOUR COMPUTER** to include Audio/Video Check, Webcam Check and System Check. Prior to testing, **CLICK HERE**.

Bookings: ?

1 DAY 0 HOURS 22 MINUTES until test

📅 Wednesday, October 06, 2021 Add to Calendar ▾

🕒 5:30 PM Pacific Time

🖨️ [Print Receipts](#)

📄 [More Information](#)

Before taking your remote online proctored exam, please check system compatibility - click [HERE](#)

👤 Online Proctored (Live).  
Click the Launch button at your scheduled test time.

LAUNCH

By not starting your test within 15 minutes after your booked time, you forfeit your test fee or test eligibility. Fees and test eligibilities are non-refundable. If you have any questions regarding your compatibility check, or if you experience issues launching your test, you may contact PSI's technical support team at (866) 395-0907.

Examination Sections for <b>Landscape Construction Professional</b>	<b>TIME ALLOWED</b>
<input type="checkbox"/> Laws, Rules and Business Practice	100 minutes
<input type="checkbox"/> General A: Plants & Turf	100 minutes
<input type="checkbox"/> General B: Hardscaping	100 minutes
<input type="checkbox"/> General C: Design, Grading and Drainage	100 minutes
<input type="checkbox"/> Irrigation	200 minutes
<input type="checkbox"/> Backflow	100 minutes

### TELEPHONE

Call (855) 746-8170, PSI registrars are available to receive payment and to schedule your appointment for the examination. Please call Monday through Friday between 4:30 am and 7:00 pm, and Saturday-Sunday between 6:00 am and 2:30 pm, Pacific Time.

To register by phone, you need a valid credit card (VISA, MasterCard, American Express or Discover.)

### CANCELING & RESCHEDULING EXAMINATION APPOINTMENTS

You may cancel and reschedule an examination appointment without forfeiting your fee if your *cancellation notice is received 2 days before the scheduled examination date*. For example, for a Monday appointment, the cancellation notice would need to be received on the previous Saturday. You may reschedule online at <https://test-takers.psiexams.com/orlacont> or call PSI at (855) 746-8170.

**Note:** A voice mail message is not an acceptable form of cancellation. Please use the PSI Website or call PSI and speak directly to a Customer Service Representative.

### MISSED APPOINTMENT OR LATE CANCELLATION

You will forfeit your examination fee, if you:

- Do not cancel your appointment 2 days before the scheduled examination date;
- Do not appear for your examination appointment;
- Arrive after examination start time; or
- Do not present proper identification when you arrive for the examination.

### EXAM ACCOMMODATIONS

All PSI examination centers are equipped to provide access in accordance with the Americans with Disabilities Act (ADA) of 1990, and exam accommodations will be made in meeting a candidate's needs. A candidate with a disability or a candidate who would otherwise have difficulty taking the examination should request alternative arrangements by [Clicking Here](#).

ESL Accommodation (Self-Declared). If English is not your primary language and you are taking the exam in English, you may request an additional 20 minutes.

**Candidates granted accommodation in accordance with the ADA, MUST schedule their examination by telephone and speak directly with a PSI registrar.**

### EXAMINATION SITE CLOSING FOR AN EMERGENCY

In the event that severe weather or another emergency forces the closure of an examination site on a scheduled examination date, your examination will be rescheduled. PSI personnel will attempt to contact you in this situation. However, you may check the status of your examination schedule by calling (855) 746-8170. Every effort will be made to reschedule your examination at a convenient time as soon as possible.

## EXAMINATION SITE LOCATIONS

### Baker City

2101 Main Street, #203  
Baker City, OR 97814

### Bend

325 NW Vermont Pl, #106  
Bend, OR 97701

### Eugene

1955 Empire Park Drive, Suite #1  
Eugene, OR 97402

### Independence

4901 Airport Rd  
Independence State Airport  
Independence, OR 97351

### Medford

1236 A North Riverside Ave  
Medford, OR 97501

### Portland

9320 SW Barbur Blvd  
Suite 170  
Capitol Plaza Office Building  
Portland, OR 97219

### Wilsonville

25195 SW Parkway Avenue  
Suite #105  
Wilsonville, OR 97070

## REPORTING TO THE EXAMINATION SITE

**You should arrive at least 30 minutes prior to your scheduled appointment time.** This allows time for the sign-in and identification verification. *If you arrive late, you will not be admitted to the examination site and you will forfeit your examination registration fee.*

### REQUIRED IDENTIFICATION AT EXAMINATION SITE

Candidates must register for the exam with their LEGAL first and last name as it appears on their government issued identification. The required identification below must match the first and last name under which the candidate is registered. Candidates are required to bring one (1) form of a valid (non-expired) signature bearing identification to the test site.

If the candidate fails to bring proper identification or the candidate names do not match, the candidate will not be allowed to test and their examination fee will not be refunded.

#### **PRIMARY IDENTIFICATION (with photo) - Choose One**

- State issued driver's license
- State issued identification card
- US government issued passport
- US government issued military identification card
- US government issued Alien Registration Card
- Canadian government issued identification card

NOTE: ID must contain candidate's photo, be valid and unexpired.

### SECURITY PROCEDURES

The following examination protocols apply during any examination. PSI may pause or terminate an examination at any time. Failure to follow the examination protocol, may result in the disqualification of examination results, prohibition from taking future examinations, and may lead to legal action.

An online calculator will be available.

Candidates are allowed to bring a word-to-word translation dictionary. Word-to-word language translation dictionaries are not to contain pictures or definitions.

#### Prohibited Items:

- Electronic devices of any type, including but not limited to; cellular phones, cameras, computers of any type (e.g., laptops, tablets, iPads), earbuds, electronic games, electronic watches, handheld calculators, headsets, mobile devices, music players (e.g., iPods), pagers, radios, recording devices (audio or video), smart watches, televisions, etc.).
- Hats or headgear not worn for religious reasons or as religious apparel, including hats, baseball caps, or visors.

- Bulky or loose clothing or coats including but not limited to; open sweaters, cardigans, shawls, scarves, vests, jackets and coats.
  - In the event you are asked to remove bulky or loose outerwear, appropriate attire, such as a shirt or blouse should be worn underneath.
- Other personal items, including but not limited to; backpacks, briefcases, chewing gum, drinks, food, good luck items, notebooks, paper or other materials on which to write, pens, pencils or other writing devices, purses, reading material, smoking or chewing products, wallets, etc.

Prohibited Behavior:

- Giving or receiving assistance on an examination.
- Copying or communicating examination content.
- Using outside references or resources during an exam, examples:
  - Browsing other local resources.
  - Browsing the internet.
  - Attempting to use a computer or computer program not provided or approved by PSI.
  - Attempting to use a telephone or mobile device.
  - Using notepad on the computer.
  - Using an application on the computer not provided by PSI.
- Engaging in disruptive behavior during check-in or during an exam, examples:
  - Acting in an inappropriate manner.
  - Using abusive language.
  - Speaking aloud.
  - Causing noise unrelated to keyboard typing.
- Engaging in prohibited behavior during check-in or during an exam, examples:
  - Reading questions out loud.
  - Leaving the room without proctor approval.
  - Using instant messaging, or other electronic communication.
  - Capturing a picture or video of exam items.
  - Attempting to use telephone or mobile device.
  - Obstructing the proctor's view (camera or in person).
  - Having inappropriate materials on desktop (explicit).
  - Changing spaces during the exam without proctor approval.
  - Not focusing eyes on the screen.

During the check in process, all candidates will be asked if they possess any prohibited items. Candidates may also be asked to empty their pockets and turn them out for the proctor to ensure they are empty. The proctor may also ask candidates to lift up the ends of their sleeves and the bottoms of their pant legs to ensure that notes or recording devices are not being hidden there.

Proctors will also carefully inspect eyeglass frames, tie tacks, or any other apparel that could be used to harbor a recording device. Proctors will ask to inspect any such items in candidates' pockets.

No prohibited items are allowed within the candidate's reach or line of sight. If prohibited items are found during check-in, candidates shall put them in the provided secure storage or return these items to their vehicle for test center exams. PSI will not be responsible for the security of any personal belongings or prohibited items.

- Any candidate seen giving or receiving assistance on an examination, found with prohibited items, or displaying prohibited behavior or violating any security regulations will have his or her examination terminated, and be asked to surrender all examination materials. All such instances will be reported to the examination sponsor.

Additional protocols for testing at a testing center, include but not limited to:

- Person(s) accompanying an examination candidate may not wait in the examination center, inside the building or on the building's property. This applies to guests of any nature, including drivers, children, friends, family, colleagues, or instructors.
- Once candidates have been seated and the examination begins, they may leave the examination room only to use the restroom, and only after obtaining permission from the proctor. Candidates will not receive extra time to complete the examination.

Additional protocols for remote online proctored exams, include but not limited to:

- Temporarily moving out of the camera's line of sight.
- Testing environment must be clear, quiet, and free from distraction including no unauthorized persons or activity appear on the video monitors or in the audio recordings.
- Candidates are not allowed to have scratch paper.
- Adequate lighting for the proctor to see candidate's activity.
- Internet service must be sufficient to administer the exam.
- Web camera must be placed for ideal viewing by the proctor.
- Candidate may not change computers during the exam.
- Candidate may not change spaces during the exam.
- Candidate must follow proctor instructions, which may include, but are not limited to:

- Keeping hands on the desktop.
- Keeping eyes on the computer screen.
- Not fidgeting during the exam.
- Keeping hands away from face.
- Please do your best to avoid covering your mouth for the whole duration of exam. Be aware that talking/whispering/mouthing is not allowed during exam.
- If you are taking more than one portion, a 5-minute break is allowed between each portion.

## TAKING THE EXAMINATION BY COMPUTER

The examination will be administered via computer. You will be using a mouse and computer keyboard.

### TUTORIAL

Before you start your examination, an introductory tutorial is provided on the computer screen. The time you spend on this tutorial, up to 15 minutes, DOES NOT count as part of your examination time. Sample questions are included following the tutorial so that you may practice answering questions, and reviewing your answers. The “Function Bar” at the top of the sample question provides mouse-click access to the features available while taking the examination.

### TEST QUESTION SCREEN

One question appears on the screen at a time. During the examination, minutes remaining will be displayed at the top of the screen and updated as you record your answers.

**IMPORTANT:** After you have entered your responses, you will later be able to return to any question(s) and change your response, provided the examination time has not run out or you have ended your examination.

### EXAMINATION REVIEW

You will be given 30 minutes at the end of ALL sections to review the items you missed. The items will not be in any particular order.

Comments may be entered during the examination by clicking the Comments link on the function bar of the test question screen. Your comments regarding the questions and the examinations are welcomed. Comments will be analyzed by PSI examination development staff. While PSI does not respond to individuals regarding these comments, all substantive comments are reviewed. This is your opportunity to notify the licensing agency if you dispute a question on the exam.

### SCORE REPORTING

Your score will be displayed on screen at the end of the examination and a score report will be emailed to you. If you fail, the emailed score report will include the diagnostic report indicating your strengths and weaknesses by examination type.

You can print your score report from your online account.

## LENGTH PASSING SCORES ARE VALID

Once you have received a passing score on a section of the exam the score remains valid for a period of 24 months. If you do not obtain a license prior to the exam score expiring you will have to retake and pass that section of the exam again.

If you have applied for the Probationary License, you must pass all 6 exam sections within 12 months of the first sitting in order to obtain this license. If you do not, you will not receive this license and must reapply.

## EXPERIMENTAL QUESTIONS

In addition to the number of examination items specified, a small number of five to ten “experimental” questions may be administered to candidates during the examinations. **These questions will not be scored and the time taken to answer them will not count against examination time.** The administration of such non-scored experimental questions is an essential step in developing future

## EXAMINATION SECTIONS

### LAWS, RULES, AND BUSINESS PRACTICE

Time limit: 100 minutes  
Passing score: 75%  
This section is open book.

If you are testing at a PSI test site, the references listed below will be provided to you at the test site.

If you are testing remotely, you are responsible for purchasing and bringing your own references listed below.

- You may purchase these references at [Oregon Landscape Contractors Board \(LCB\) : Exam : State of Oregon](#).
- No internet print outs or photocopies will be allowed.

#### REFERENCE LIST

- Oregon OSHA's Guide for Landscaping Contractors
- Laws, Rules and Business Practices Guide

#### CONTENT OUTLINE

Topics	# of Questions
License Requirements	6
Insurance/Bonding	4
Employment Law	6
Contracts	4
Supervision	4
Claims/Dispute Resolution	4
Lien Law	4
Building Codes/Permits	4
Safety/Hazard Communication	6
Communications	4
Estimating	4
<b>Total Questions</b>	<b>50</b>

### PLANTS & TURF

Time limit: 100 minutes  
Passing score: 75%  
This section is open book.

If you are testing at a PSI test site, the references listed below will be provided to you at the exam site.

If you are testing remotely, you are responsible for purchasing and bringing your own references listed below.

- You may purchase these references at [Oregon Landscape Contractors Board \(LCB\) : Exam : State of Oregon](#).
- No internet print outs or photocopies will be allowed.

#### REFERENCE LIST

##### **Plants & Turf:**

- Oregon Plant Study Guide
- Western Garden Book, Sunset Publishing Company, 2012.
- Landscape Construction, Custom 3<sup>rd</sup> Edition—Oregon Landscape Contractors Board Special Edition, 2011, Cengage Learning
- Oregon Landscape Figure Booklet
- Ruler and Magnifier

## CONTENT OUTLINE

Topics	# of Questions
Estimating/Plan Reading	6
Plant Exposure	5
Plant ID	3
Plant Type	8
Plant Use and Size	10
Planting/Staking	4
Turfgrass	6
Water and Soil Requirements	8
<b>Total Questions</b>	<b>50</b>

Questions in this section address:

1. Seed mixtures for various Oregon localities & seeding rates
2. Installation of sod
3. Cultural requirements of specific grass mixtures and plants
4. Plant identification (Latin and common names)
5. Plant installation, including planting, fertilization, staking, watering, amending soils
6. Balled and burlapped vs. bare root installation
7. Soil structure as related to plant cultivation

---

## **HARDSCAPING**

Time limit: 100 minutes

Passing score: 75%

This section is open book.

If you are testing at a PSI test site, the references listed below will be provided to you at the exam site.

If you are testing remotely, you are responsible for purchasing and bringing your own references listed below.

- You may purchase these references at [Oregon Landscape Contractors Board \(LCB\) : Exam : State of Oregon](#).
- No internet print outs or photocopies will be allowed.

## REFERENCE LIST

### **Hardscaping:**

- Landscape Construction, Custom 3<sup>rd</sup> Edition—Oregon Landscape Contractors Board Special Edition, 2011, Cengage Learning
- Oregon Landscape Figure Booklet
- Ruler and Magnifier

## CONTENT OUTLINE

Topics	# of Questions
Estimating/Plan Reading	4
Concrete/Masonry	7
Decks/Arbors	6
Fences/Gates	4
Low Voltage Lighting	5
Lumber/Fasteners	3
Paving	4
Project Layout	3
Retaining Walls	7
Steps/Stairs	2
Water Features	5
<b>Total Questions</b>	<b>50</b>

Questions in this section address:

1. Decks:
  - Identification of the parts of a deck
  - Choice of materials and installation
  - Joists

- Guardrails
  - Blocking
  - Flashing
2. Low Voltage Wiring:
    - Choice of materials and installation
    - Cables and transformers
  3. Concrete and Masonry:
    - Choice of materials and installation
    - Joints
    - Reinforcement
    - Expansion strips
    - Mortar
    - Brick paving
    - Tooling and curing
  4. Retaining Walls (both dry stack and mortared):
    - Choice of materials and installation
    - Footings
    - Joints
    - Weep holes and drains
  5. Fences:
    - Choice of materials and installation
    - Postholes and joints
    - Gates
    - Painting or staining
  6. Water-features:
    - Choice of materials and installation
    - Pumps
    - Water clarity and quality
  7. Steps, Walks, Paths:
    - Choice of materials and installation
  8. Materials:
    - Terminology, including board size, lumber grades, nails
  9. Project Layout
    - Use of right triangles
    - Staking

## DESIGN, GRADING AND DRAINAGE

Time limit: 100 minutes

Passing score: 75%

This section is open book.

If you are testing at a PSI test site, the references listed below will be provided to you at the exam site.

If you are testing remotely, you are responsible for purchasing and bringing your own references listed below.

- You may purchase these references at [Oregon Landscape Contractors Board \(LCB\) : Exam : State of Oregon](#).
- No internet print outs or photocopies will be allowed.

### REFERENCE LIST

#### **Design, Grading and Drainage:**

- Landscape Construction, Custom 3<sup>rd</sup> Edition—Oregon Landscape Contractors Board Special Edition, 2011, Cengage Learning
- Oregon OSHA'S Guide for Landscaping Contractors
- Oregon Landscape Figure Booklet
- Ruler and Magnifier

For this section, a calculator is required. All calculations should be to the 100th decimal (2 places). A grading plan will be provided with a scale of 1": 20' (one inch to 20 feet).

### CONTENT OUTLINE

Topics	# of Questions
Planting on Structures	3
Cut and Fill	3
Drainage Materials	2

Effects of Grading	3
Erosion Control	4
Grading/Drainage Calculations	4
Plan Reading - Drainage	3
Soil Types	3
Surface/Subsurface Drainage	3
Surveying	3
Soil Science	5
Safety	7
Design	7
<b>Total Questions</b>	<b>50</b>

Questions in this section address:

1. Surface and Subsurface:
  - Removing and adding soil
  - Area drains, French drains
  - Grading for pathways
  - Defining terms which relate to grade
2. Surveying:
  - Specific calculations of grade (given elevation points)
  - Using the surveying instrument
  - Topographical surveys
3. Erosion Control:
  - Methods for slowing erosion
  - Soil types as they relate to erosion
  - Techniques for erosion control on slopes
4. Soil Types:
  - Percolation rates and water retention rates of various soils
  - Erosion rates and angle of repose of various soil types
5. Effects of Grading:
  - Effects of grading a site
  - What happens when grading is too flat or too steep
  - Swales
6. Slope Calculations:
  - Specific mathematical questions
7. Reading Plans (questions refer to a grading plan provided during examination):
  - Identification of terms and symbols on the plan such as directional arrows, contour lines, swales, berms, cuts, and elevations
  - Calculation of contours and slopes
  - Choice of subsurface for pavers (stone & concrete), walks, pathways
  - Choice of soil amendments
  - Choice of erosion control materials (top-dressings, nettings, etc.)
8. Cutting and Filling:
  - Calculating amounts for excavation and fill (rock, bark, soil, etc.)

---

## IRRIGATION

Time Limit: 200 minutes

Passing score: 75%

This section is open book.

If you are testing at a PSI test site, the references listed below will be provided to you at the exam site.

If you are testing remotely, you are responsible for purchasing and bringing your own references listed below.

- You may purchase these references at [Oregon Landscape Contractors Board \(LCB\) : Exam : State of Oregon](#).
- No internet print outs or photocopies will be allowed.

## REFERENCE LIST

### **Irrigation:**

- Landscape Construction, Custom 3<sup>rd</sup> Edition—Oregon Landscape Contractors Board Special Edition, 2011, Cengage Learning
- Oregon Plant Study Guide
- Laws, Rules and Business Practices Guide
- Oregon Landscape Figure Booklet
- Ruler and Magnifier

## CONTENT OUTLINE

Topics	# of Questions
Design	25
Drip Irrigation	9
Electrical	6
Heads/Nozzles	8
Hydraulics	12
Install/Practical Applications	4
Pipe/Fittings	11
Plan Questions - Irrigation	6
Plant Culture - Irrigation	7
Repair/Troubleshooting	4
Valves	2
Winterizing	2
Scheduling	4
<b>Total Questions</b>	<b>100</b>

---

## **BACKFLOW**

Time limit: 100 minutes

Passing score: 75%

This section is **closed book**.

## REFERENCE LIST

### **Backflow:**

- Cross-Connection Control Manual, Environmental Protection Agency, 2003
- Oregon Plumbing Specialty Code, International Association of Plumbing and Mechanical Officials, 2011
- Laws, Rules and Business Practices Guide
- Oregon Landscape Figure Booklet

## CONTENT OUTLINE

Topics	# of Questions
Definitions	11
Devices	21
Piping	8
Installation Code	10
<b>Total Questions</b>	<b>50</b>

This section may be taken only through PSI.

Abbreviations used in the Plumbing Code refer to standards or specifications issued by the organizations listed below:

**ASHRAE** American Society of Heating, Refrigeration and Air Conditioning Engineers

**AWWA** American Water Works Association

**ANSI** American National Standards Institute  
**AHAM** American Home Appliance Manufacturers  
**ASTM** American Society for Testing Materials  
**ASME** American Society of Mechanical Engineers  
**CS** Commercial Standards  
**PS** Product Standards  
**FS** Federal Specifications  
**IAPMO** International Association of Plumbing and Mechanical Officials  
**UPC** Uniform Plumbing Code  
**UL** Underwriters Laboratory  
**WQA** Water Quality Association  
**ICBO** International Conference of Building Officials  
**ASSE** American Society of Sanitary Engineers  
**CABO** Council of American Building Officials  
**UMC** Uniform Mechanical Code  
**UBC** Uniform Building Code  
**SMACNA** Sheet Metal and Air Conditioning Contractors of North America  
**CISPI** Cast Iron Soil Pipe Institute  
**OSPSC** Oregon State Plumbing Specialty Code  
**OSPB** Oregon State Plumbing Board  
**BCD** Building Codes Division  
**OPCCC** Oregon Plumbing Code Change Committee

## SAMPLE EXAM QUESTIONS

The following questions are offered as examples of the types of questions you will be asked during the course of the examination. They are intended primarily to familiarize you with the style and format of questions you can expect to find in the examinations. The examples do NOT represent the full range of content or difficulty levels found in the actual examinations.

### **LAWS, RULES and BUSINESS PRACTICE**

1. The bond and insurance requirements are a required condition for the:
  - A. Landscape construction professional
  - B. All employees of the landscape contracting business
  - C. Landscape contracting business
  - D. Certified employees of the landscape contracting business
  
2. "LLC" is a commonly used acronym for:
  - A. Limited Liability Company
  - B. Licensed Landscape Contractor
  - C. Limited Landscape Construction
  - D. Liability Limits on Construction
  
3. When a properly licensed landscape construction professional working for a licensed landscape contracting business installs a backflow assembly the business must:
  - A. Have an owner of the business inspect the work when it is completed
  - B. Obtain a plumbing permit before the assembly is installed
  - C. Obtain a plumbing permit before the assembly is pressurized
  - D. Have the assembly properly inspected by a journeyman plumber
  
4. Which of the following is NOT considered a physical hazard:
  - A. A combustible liquid
  - B. A compressed gas
  - C. An explosive material
  - D. An un-compressed inert gas

5. When performing landscape work in Oregon all work over \$2,000 must be done in conformance:
- A. With a written contract
  - B. To industry standards set out in the OLCA guidelines
  - C. To standards set by the State Building Code Division
  - D. To standard set by the State Landscape Contractors Board

**Answers for Laws, Rules & Business Practice:**

1(C) 2(A) 3(B) 4(D) 5(A)

**PLANTS & TURF**

1. Which of the following deciduous shrubs is noted for the display of its berries?
- A. Pyracantha coccinea
  - B. Ilex aquifolium
  - C. Symphoricarpos albus
  - D. Mahonia repens
2. Which of the following shrubs would be best in a sunny bed with reflected heat?
- A. Skimmia japonica
  - B. Ilex cornuta
  - C. Cytisus Praecox
  - D. Fatsia japonica

**Answers for Plants & Turf:**

1(C); 2(C).

**HARDSCAPING**

1. The 3-4-5 triangle measuring technique is used for:
- A. locating distance between postholes
  - B. figuring infill requirements
  - C. determining right angles
  - D. determining the slope of a specific grade
2. What is the best slope for the tread of a concrete step?
- A. 3.5%
  - B. 10%
  - C. 5%
  - D. 1%

**Answers for Hardscaping:**

1(C); 2(D)

**DESIGN, GRADING AND DRAINAGE**

1. If a spot elevation reads 5.5 at point A and the second elevation reads 4.2 at point B, what is the elevation differential?
- A. 9.7 inches above absolute elevation
  - B. 9.7 feet elevation differential
  - C. 1.3 feet
  - D. 1.3 inches
2. The percentage of slope is calculated by:
- A. First determining the rate of inclination
  - B. Percent = length/3.1416 averaged to nearest 2 decimals
  - C. The formula rise/run = slope
  - D. The formula 3.1416/length averaged to the nearest 2 decimals

**Answers for Design, Grading and Drainage:**

1(C); 2(C)

## **IRRIGATION**

1. The velocity of flow through the service line should not exceed what velocity?
  - A. 3 to 5 fps.
  - B. 5 to 7.5 fps.
  - C. 7.5 to 10 fps.
  - D. 10 to 15 fps.
  
2. Unions may be placed:
  - A. anywhere in the irrigation piping system
  - B. only downstream of the backflow device
  - C. only upstream of the control valve
  - D. only downstream of the control valves.

**Answers for Irrigation:**

**1(B); 2(A).**

## **BACKFLOW**

1. The type of backflow prevention device to be used is determined by the:
  - A. anticipated degree of hazard
  - B. cost of the device
  - C. expected life of the device
  - D. size of the piping to which the device is attached

**Answer for Backflow:**

**1(A)**